

County of Ottawa
2012 Budget Summary



Contents

Section I	<u>Page</u>
Transmittal Letter	1 – 28
Resolution to Approve the 2012 Operating Budget	29 – 31
Section II	
Comparative Analysis of 2012 Budget to 2011 Budget	32
Detail by Fund of Source and Activity	33 – 44
Section III	
2012 Budget Summary – All Budgeted Funds	45
2012 Departmental Budget Summary – General Fund	46 – 51
2012 Budget Summary – Special Revenue Funds	52 – 56
2012 Budget Summary – Debt Service, Capital Projects, and Permanent Funds	57 – 58
2012 Budget Summary – Other Funds	59 – 61
2012 Budget Summary – Component Units	62
Section IV	
Budget Summaries by Fund	63 – 108
Section V	
Five Year General Fund Projections	109 – 112
Financing Tools Projections	113 – 137
Section VI	
New Position Recommendations	138
Section VII	
Recommended New Equipment	139-161
Section VIII	
Capital Construction Projects	162-164



County of Ottawa

Administrator's Office

Alan G. Vanderberg
County Administrator

12220 Fillmore Street, Room 310, West Olive, Michigan 49460

West Olive (616) 738-4068

Fax (616) 738-4888

Grand Haven (616) 846-8295

Grand Rapids (616) 662-3100

e-mail: avander@co.ottawa.mi.us

October 11, 2011

Chair Kuyers and Board of Commissioners:

Detailed herein are the 2012 Operating Budgets as proposed by the Finance and Administration Committee in accordance with Public Act 621 of 1978 (Uniform Budget and Accounting Act). Section I is comprised of this letter detailing significant issues within the 2012 Budget as well as a resolution to approve the 2012 Operating Budget. Section II provides summary information and detail by fund of the 2012 Budget by source and activity. Section III includes fund descriptions, a General Fund summary by department, and summaries for all other funds. Section IV contains the majority of the information required to be presented under Public Act 621 and summarizes each fund's prior year actual, current year estimated, and recommended 2012 Budget. Section V contains Five Year General Fund Projections and a spreadsheet analysis on each Financing Tool Fund. Section VI reports the 2012 personnel requests and recommendations. Section VII details the 2012 equipment requests and recommendations. Section VIII identifies the Capital Construction Projects, including estimated operating costs, as required by Public Act 621.

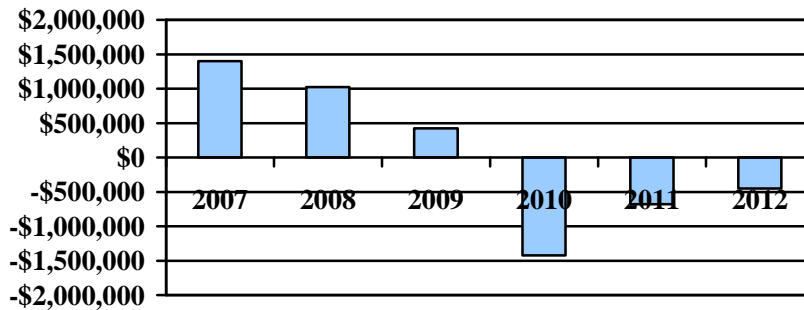
FINANCIAL ISSUES

The 2012 budget process focused on providing quality services and programs amidst continued fiscal challenges. Multiple revenue sources are on a flat or declining trend while certain expenditures such as health insurance and retirement are increasing in excess of inflation. Unfortunately, this trend is not expected to end soon.

Revenues: There are several downward pressures on multiple revenue sources. Municipalities state-wide, including Ottawa County, have felt the decline in property values and are developing strategies to address this issue. Other economy driven revenue as well as State and Federal revenues is also on the decline.

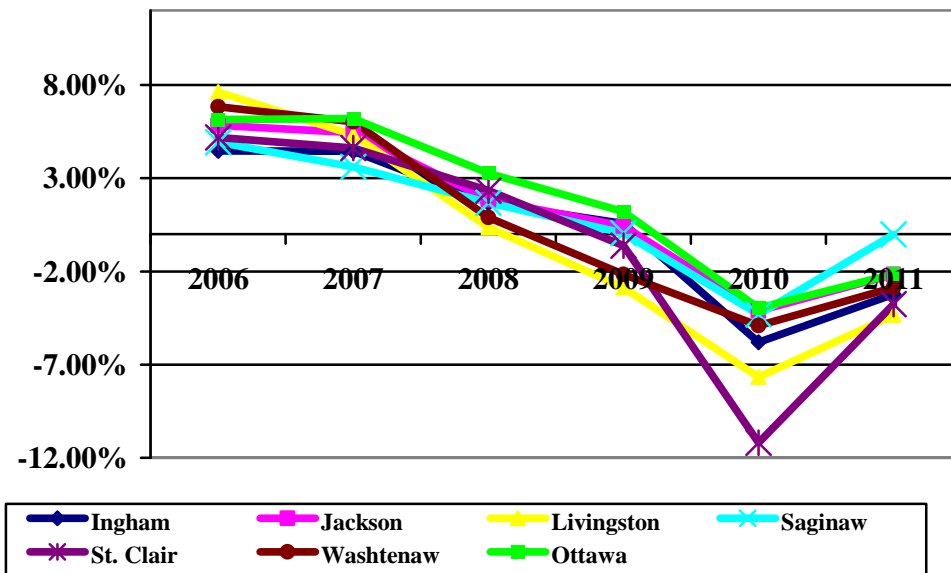
Tax Base: For many years, the County's finances were robust and able to accommodate both mandated services as well as certain discretionary programs approved by the Board of Commissioners. Strong growth in population and the tax base provided the necessary funds to cover programs on a consistent basis. However, this trend has changed.

Ottawa County Change in Operating Tax Revenue



Specifically, between 2009 (the last year of increasing taxable value) and projected 2012, the County’s operating tax revenue has declined by \$2.55 million. The operating levy tax revenue is falling in part because home values are falling, and 70 percent of the County’s tax base is residential. Although other Michigan municipalities have felt the decline in the housing market for a few years, Ottawa County has had a slower rate of decline. Prior to 2008, the County experienced 6 percent growth in taxable value for the four preceding years. In 2010, the County experienced its first decline in taxable value of 4.05 percent followed by a 2.15 percent decline in 2011. The prediction for 2012 is a 1.0 percent decrease in taxable value. Nevertheless, the tax base in Ottawa County has retained its value better than that of comparable Michigan counties. The graph that follows shows the change in taxable value for Ottawa County (in red) and its comparable counties:

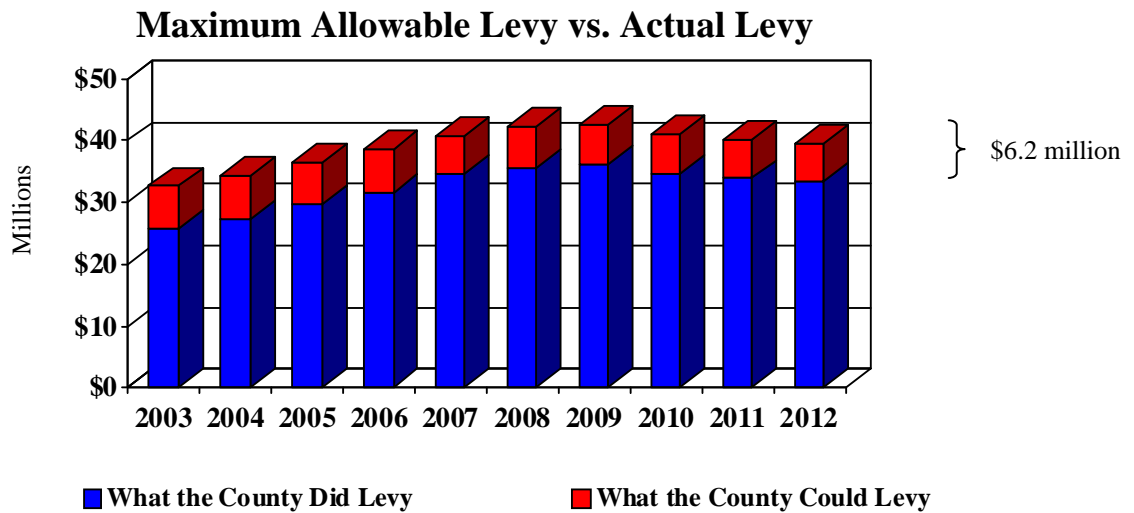
Changes in Taxable Value – Ottawa and Comparable Counties



Property Tax Revenue and the Citizen Tax Burden: There are several ways to address this trend of decreasing revenues including increasing the operating tax levy. However, the County remains sensitive to taxpayer contributions. Ottawa County has a maximum tax limit of approximately 4.2650 mills for 2012 County operations and an actual levy of 3.6 mills. As

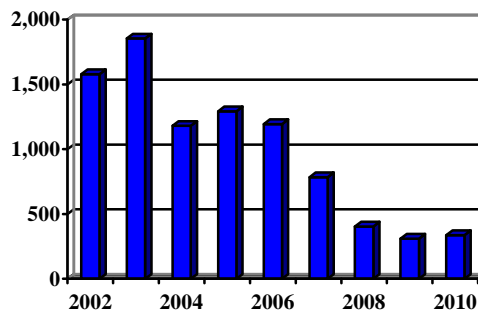
part of the 2005 deficit reduction plan, the County had originally planned to increase the levy by .1 mill to 3.7 mills with the 2007 budget.

However, the County’s strategic plan directs us to implement processes and strategies to address operational deficits with pro-active, balanced approaches. Consequently, the Board of Commissioners has chosen to continue to levy the lower 2006 amount - 3.6 mills - for 2012 operations. The County continues to levy well below its legal maximum levy. **Specifically, the difference in the levy from the maximum of 4.2650 mills to 3.6000 mills represents a 16% savings to the taxpayers.** This is the fifteenth consecutive year that the County has levied less than the maximum. The following graph shows a history of the maximum allowable millage rate for County operations versus the actual levy for budget years 2003 - 2012:

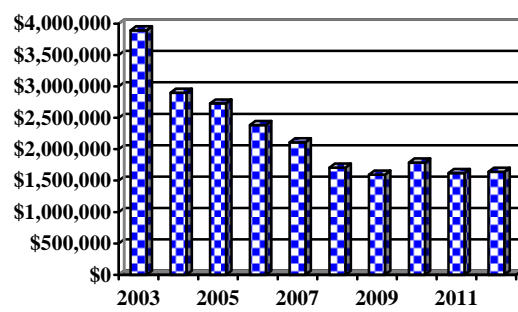


Housing Decline: The housing decline also impacts Register of Deeds revenue. A significant portion of County revenue comes from the Register of Deeds office for fees associated with the recordation of deeds, both for mortgage refinancing and new construction. Specifically, the 2012 budget is nearly \$2.3 million less than the revenue high recorded in 2003.

Reported Privately Owned Residential Building Permits



Register of Deeds Revenue



State and Federal Funding: The State of Michigan continues to experience major challenges in balancing its budget, and these challenges have been ongoing for the last several years. New Republican Governor Rick Snyder has made restoring the State’s fiscal status his top priority. The budget was signed June 21 – the earliest completion date in recent memory. Highlights of the new budget include 1) a revamped State tax structure, 2) a spending plan that balances ongoing spending and resources mainly through significant appropriation reductions; 3)

a down payment on future long-term obligations; and 4) a deposit in the State's rainy day fund. The early completion of the State budget facilitates the County's budget process and that of all municipalities in the State of Michigan.

The County's strategic plan includes the objective to advocate for the full reinstatement of State Revenue Sharing. The State's 2012 budget includes revenue sharing payments of \$3.6 million, a decrease of 9% when comparing 12 months of payments for both years. Though counties were not required to participate (under threat of lost State Revenue Sharing) in some of the Governor's initiatives (see legislative issues), it does open the door for changes in the future.

Public Health:

Other County departments also have state and federal funding concerns. For Public Health programs, the following reductions are reflected in their 2012 budget:

1. \$104,980 in various grants as the funding remains tenuous.
2. 4% reduction in Essential Local Public Health Services funding
3. 16% decrease in Public Health Preparedness funding.

The programs above are both state and federally funded, and the County does not intend to pick up the funding for these programs. There will be an impact on services. Specifically, the grant funding provided free vaccines to many adults who would not have been able to afford them, including visits to homeless shelters. The loss of other grants will reduce the capacity to implement policy and environmental change to reduce obesity and tobacco reduction. The reduction in Essential Local Public Health Services funding necessitated the elimination of one clerical position, possibly resulting in longer wait times for clients and slower responses to requests for information. The loss of Public Health Preparedness funding will not likely affect services to the public, but it does impede the County's ability to create and update plans for emergency response.

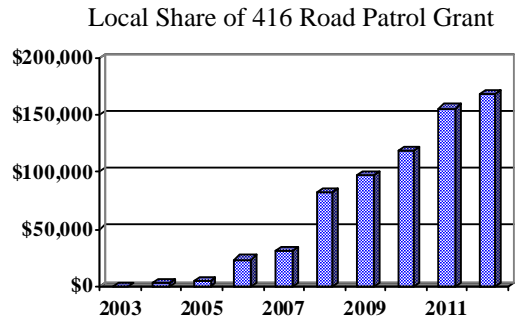
Michigan Works!/Communitiy Action Agency:

Michigan Works! and the Community Agency show the largest of all reductions in the 2012 budget - \$6.2 million. Some of the decline is due to the expiration of American Recovery and Reinvestment Act (federal stimulus) funding, and at this point there is no replacement funding on the horizon. However, other programs are not budgeted because it is unknown how much funding will be received for the next fiscal year. In any case, the reductions are significant. Since the County does not provide funding for these services, the impact will be significant. Some of the larger reductions are in the following areas:

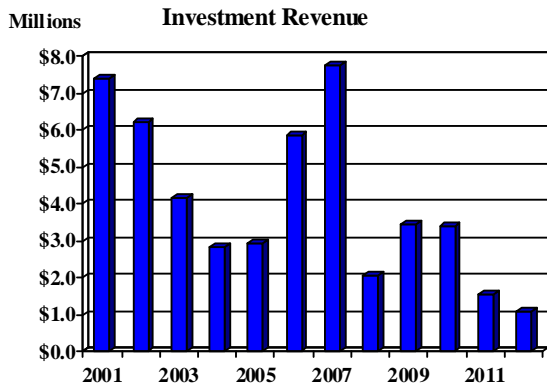
1. Trade Program – (\$1 million): provides funding for job training of dislocated workers
2. National Emergency Grant (\$2.2 million) provides job training for a variety of eligible clients
3. 2nd Chance Administration (\$750,000): provides funding for job training, housing and other needs for prisoner re-entering the community
4. Michigan State Housing Development Authority - Homeless Prevention (\$197,000): provides funding to address and prevent homelessness
5. Incumbent Worker (\$175,000): provides job training for a variety of eligible clients
6. Various weatherization and low income heating assistance programs (\$454,000): provides funding for home repairs and improvements to make/keep dwellings habitable

Secondary Road Patrol:

The P.A. 416 secondary road patrol grant revenue from the State of Michigan is also falling. In 2003, the State paid for the entire cost of the grant which funds two road patrol officers and one sergeant. Because the program is important to public safety, the County will cover the decrease in funding. With the 2012 budget, the County is now funding \$168,000 - 49% - of the program.

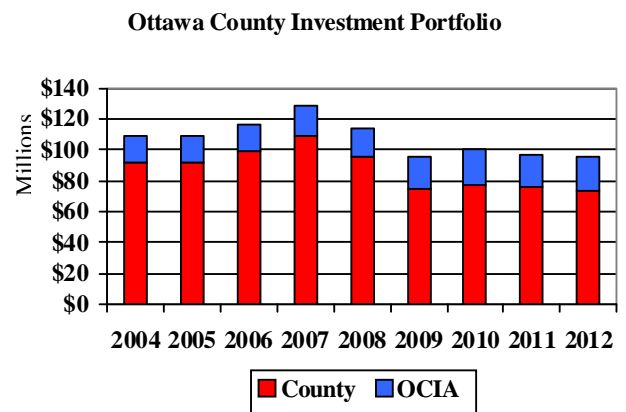


Investment Revenue: Interest revenue includes realized and unrealized capital gains and losses reported through a change in fair market value as well as actual interest received. The County's investment portfolio is laddered over a 5 to 7 year period with an average maturity just over 2 years. By laddering the portfolio, the changes in interest rates are averaged while providing opportunity for swings in fair market value. It is important to note that although the fair market value has fallen, the County intends to hold these investments to maturity; therefore, the fair market losses are not expected to be realized.



In fiscal year 2001 and prior, the County's portfolio reported significant gains of nearly \$7.4 million dollars (including the Ottawa County Insurance Authority). Over the subsequent 3 years, unrealized capital losses were reported causing a decline in investment earnings while maintaining a positive cash flow in interest revenue. Market values improved in 2006 and especially in 2007, but have since declined significantly.

In addition to declines in market returns, the County's portfolio size has also diminished. The portfolio reached a high of \$128 million in 2007, but is expected to end fiscal year 2012 at just over \$95 million. The majority of this decline is from the use of \$20 million for the construction of the Grand Haven Courthouse and the expansion at the Fillmore Street Administrative Complex. The Parks and Recreation department has also made several large land purchases and has completed several park improvement projects. The County has depleted its Revenue Sharing Reserve Fund as planned.



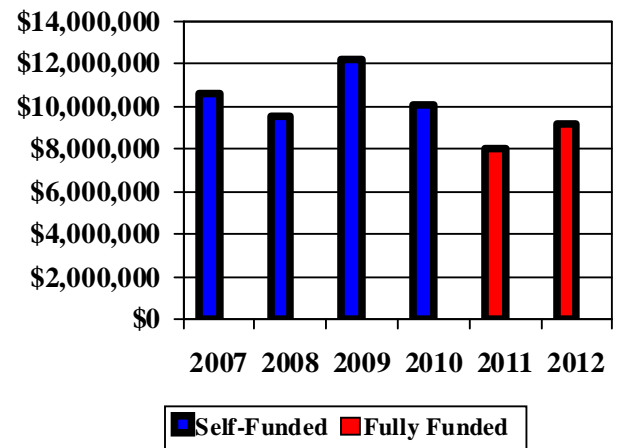
Expenditures: Like most organizations, the County faces continued increases in expenditures, and, over time, these increases can negatively impact the provision of services, especially in times of decreasing revenue. Since approximately 60 percent of General Fund expenditures are

funded with property tax, increases in expenditures should also approximate the change in taxable value. Prior to the problems in the housing market, taxable value generally increased by the CPI plus any new construction.

Wages: Due to the decline of taxable value, County Administration knew that budgets would be very tight over the next few years. Original budget projections reflected a much larger gap between revenues and expenditures than what the County experienced. Consequently, as projections improved during the budget process, wages were increased from a 0% cost of living adjustment to reflect a 1% adjustment effective January 1, 2012.

Fringe Benefits: The strategic plan directs the County to approve strategies to contain health benefit costs. Prior to 2011, the County self-insured health insurance costs. Alarmed by the actuary projections, the County engaged a consultant to complete a review of the County’s healthcare and related benefits and the self-insured status in the summer of 2010. In reviewing the options provided in the consultant report, changing from a self-insured program to a fully funded program with Priority Health would result in significant savings. Priority Health is able to offer larger discounts under their plan not offered by our current plan and would also partner with the County in wellness initiatives. The 2011 estimate reflects a reduction in costs of nearly \$2 million over 2010.

Ottawa County Health Care Costs



Other Post Employment Benefits: The County implemented Governmental Accounting Standards Board (GASB) Statement # 45 – Accounting and Financial Reporting by Employers for Postemployment Benefits Other Than Pensions, also known as OPEB, with the 2008 budget. Ottawa County has two sources of OPEB. Retirees of certain employee groups receive a credit of \$8-\$10 per month per year of service on their health insurance. In addition, the County allows retirees under age 65 to purchase health insurance at group blended rates. The change in health care plans discussed previously has resulted in a significant reduction in the annual required contribution. For calendar year 2012, the County’s annual required contribution (ARC) for all funds of \$215,465 – a 75% reduction from the \$866,087 ARC for 2011.

Unfunded Mandates: Unfunded mandates are state or federal legal requirements which result in service and financial obligations on local governments without corresponding revenue. The concern over unfunded mandates is identified in the County’s Strategic Plan and continues to be monitored as new legislation is considered. During 2005, County departments identified mandated and discretionary services. Discretionary services were further categorized as essential or non-essential. During 2007, the Board of Commissioners completed their first ranking of discretionary services. Additional rankings have been completed in 2008 through 2011. During 2009, work was completed on discretionary functions. In January of 2010, the Board of Commissioners completed the first ranking of all County services (mandated and discretionary). Rankings of both mandatory and discretionary services have continued annually in 2011 and are planned in 2012. The rankings have provided an additional tool to identify reductions in the 2011 and 2012 budgets.

Fund Balance/Net Assets: Equity at the end of 2012 is expected to decrease by 1.9 percent. Total fund balance in the General Fund is anticipated to decrease by \$1.35 million, but most of the decrease is coming out of committed fund balance. In fact, only \$537,000 is budgeted to come out of unassigned fund balance. Historically, General Fund unassigned fund balance has not been used to fund the budget due to positive variances. As planned, net assets in the Delinquent Tax Revolving Fund (DTRF) are decreasing. Multiple bond payments, and, beginning in 2012, operating transfers to the General Fund, are paid from the fund. Consequently, net assets are expected to decrease through 2017, after which one of the larger bond issues will be paid off. Special Revenue and Internal Service funds are anticipating only minor changes in fund balance and net assets.

Fund Type	Total Equity 2008	Total Equity 2009	Total Equity 2010	Total Projected Equity 2011	Total Projected Equity 2012
General Fund	\$ 22,084,426	\$ 16,712,957	\$ 17,979,501	\$ 20,910,254	\$ 19,557,912
Special Revenue Funds	48,494,841	36,457,126	31,924,757	32,026,108	32,208,397
Delinquent Tax					
Revolving Fund	24,562,182	24,727,300	24,271,796	23,586,210	22,789,457
Internal Service Funds	28,328,085	28,842,629	32,657,693	32,446,023	32,347,193
Total Equity	\$ 123,469,534	\$ 106,740,012	\$ 106,833,747	\$ 108,968,595	\$ 106,902,959

In 2009, equity fell significantly in conjunction with the construction of the Grand Haven Courthouse for which the County contributed \$20 million in cash. Fund balance and equity accounts were allowed to grow specifically to provide funds for the building projects, so the corresponding decreases in equity were anticipated and considered in the analysis of the long-term financial stability of the County.

In addition, equity also decreased through 2010 due to planned depletion of the Revenue Sharing Reserve Fund. In 2011, State revenue sharing was reinstated for Ottawa County. The County had budgeted based on the State's estimate. However, due to the timing of payments and differences in the fiscal year of the State and the County, the County will receive approximately \$2.2 million more than originally included in the 2011 adopted budget. Further, taxable value did not decline as far as anticipated with the original adopted budget. On the expenditure side, there were more vacancies than planned and contingency was not utilized as budgeted. However, in late September, the Board approved the transfer of \$1 million of committed fund balance to the DB/DC Conversion fund. As a result of all of these factors, equity in the General Fund is anticipated to increase by \$2.9 million in 2011. The 2012 General Fund budget, however, reflects fund balance use of \$537,000.

Despite the decreases, the County still has considerable equity in relation to expenditures. The table that follows illustrates this point:

	2012 Budgeted Expenditures	Estimated Equity	Equity as a % of Expenditures
General Fund	\$ 63,986,817	\$ 19,557,912	30.6%
Special Revenue Funds	77,962,609	32,208,397	41.3%
Delinquent Tax Revolving Fund *	2,923,279	22,789,457	779.6%
Internal Services Funds	17,576,673	32,347,193	184.0%
	<u>\$ 162,449,378</u>	<u>\$ 106,902,959</u>	65.8%

** It is important to note that the fund equity in the Delinquent Tax Revolving fund is significantly more than the cash balance since the fund has a large receivable.*

Local Governments should ideally have sufficient fund balance to cover 15 percent of expenditures. The County continues to exceed this standard. However, it is important to note that a significant portion of the equity is not available for operations or is designated in some way. Consequently, although these funds may be accessible to the County, using them may have significant ramifications (i.e., increased expenditures) for future operations.

Balancing the 2012 Budget

The upward pressure on expenditures combined with flat or decreasing revenue results in a deficit for the 2012 General Fund budget as submitted by departments. Specifically, expenditure requests exceeded projected revenues by nearly \$3.4 million, not including personnel requests. The 2011 budget submitted by departments came in with expenditures exceeding revenues by nearly \$4.4 million. The gap is decreasing because departments were asked to budget based on tax projections. As directed by the County's strategic plan, a combination of cost reductions, cost refinements, and revenue adjustments - a balanced approach - was used to balance the budget.

Cost Reductions:

Beginning in 2010 a number of elected officials/departments agreed to temporarily leave an approved position vacant. All of the following General Fund positions will continue to be held vacant with the 2012 budget:

Elected Official/Department	Position	Full Time Equivalent	Cost (2010)	Comments
Prosecutor	Assistant Prosecuting Attorney I	1.00	\$88,700	Vacancy began in 2009
Fiscal Services/ Administrator	Financial Analyst	1.00	\$81,960	Vacancy began in 2010
Fiscal Services	Accountant I	.50	\$37,368	Vacancy began in 2010
Treasurer	Clerical	1.00	\$57,840	Vacancy began in 2010
Sheriff – Jail	Corrections Officer	1.00	\$64,664	Vacancy began in 2009

Elected Official/Department	Position	Full Time Equivalent	Cost (2010)	Comments
Sheriff – Auto Theft Grant	Road Patrol Deputy	1.00	\$87,559	Vacancy began in 2009
Sheriff - Road Patrol	Cadet (Part-time, unbenefitted)	N/A	\$8,872	Vacancy began in 2009
Sheriff – Administration	2 Clerical (Part-time, Unbenefitted)	N/A	\$19,233	Vacancy began in 2009
Geographic Information Systems	Intern (Part-time, Unbenefitted)	N/A	\$1,850	Vacancy began in 2009

In addition, the 2012 General Fund budget reflects a net decrease of 14.795 full time equivalents (FTEs). Of that total, 13 ftes were moved, along with their dedicated funding source, to different funds. The table below details the reduction of FTEs funded by the General Fund:

Fund	Position	Estimated Cost	Comments
District Court	1 Abstracting and Indexing Clerk	\$54,220	Current employee retired; decrease in workload, so it will be unfilled
Register of Deeds	.35 Public Service Center Clerk	\$19,961	Will now be funded from the Register of Deeds Technology fund
Treasurer	.7 Delinquent Property Tax Specialist	\$43,510	Will now be funded from the Delinquent Tax Revolving fund
Treasurer	.7 Warranty Deed Clerk	\$37,520	Will now be funded from the Delinquent Tax Revolving fund
MSU Extension	1.25 Extension Clerks	\$68,289	Positions eliminated/reduced
Jail	1 SWAP Officer	\$66,687	Position Eliminated

The Board of Commissioners also decided to continue the suspension of the tuition reimbursement program which began in 2010, resulting in approximately \$65,000 in savings for the General Fund. In addition, a total of \$315,000 was reduced from operational supplies, mostly in the Sheriff's department and the Jail. The reductions were based on revised equipment needs, grant funding received to cover some of the equipment, and historical spending patterns.

Cost Refinements:

In 2007 through estimated 2011, savings from staff vacancies ranged from \$400,000 - \$545,000 per year. In the 2011 budget, the County reduced the budget by \$122,000 to reflect vacancies. Based on actual experience, the County has reduced the 2012 budget by \$300,000 to reflect vacancies.

Departmental charges for health insurance are significantly reduced when employees opt out of coverage. Employees that opt out of health insurance coverage currently receive \$2,400 annually which is significantly less than the amount to insure them. In the General Fund, just

over 26 full time equivalents opt out of health insurance coverage. In the Health Fund, just under 16 full time equivalents opt out. As a result, the health insurance budget line items have been decreased by \$166,000 in the General Fund, and the Operating Transfer from the General Fund to the Health Fund was reduced by \$126,000 to reflect anticipated opt out savings. Refinements were also made to the operating transfers to other funds. Additionally, the operating transfer to the Child Care fund was reduced by \$141,000 based on revised expenditure estimates.

Revenue Adjustments:

Because there has been significant volatility in the housing market, the County reviews property sales figures monthly during the budget process. Originally, taxable value was estimated to decrease by 1.5%. As the budget process progressed, the projections became more favorable. As a result, the estimated change in taxable value for 2012 has been reduced to a 1.0% decrease. This change and other various adjustments are increasing the 2012 tax revenue budget by \$177,000 from the initial projection.

As part of the County's long range plan to limit program reductions, certain revenues will be redistributed over the next few years until the economy recovers. Currently, the Public Improvement fund (2450) receives rent from various County departments to reflect the costs the Public Improvement fund paid for construction or remodeling facilities. The revenue had been credited to this fund to provide money for future capital improvement. Given that the County just completed a major addition to the Fillmore Street Administrative Complex and the construction of a new Grand Haven Courthouse, significant additional construction needs are not anticipated in the next few years. Since the fund is projected to have \$3.3 million in fund balance at 12/31/2011 and the General Fund is also projected to have \$1.4 million available in designated fund balance, funds are available should an unanticipated need arise. As a result, \$300,000 of rent revenue that had been going to the Public Improvement fund (prior to 2010) will continue to be credited to the General Fund in 2012. This is the third year of the revenue diversion, and the County is projecting that this rent may continue going to the General Fund for the next five years.

The County is also changing the distribution of the commission revenue it receives on phone calls made by inmates at the County jail. Prior to 2010, this revenue had been credited to the Telecommunications fund (6550) to provide funds for telecommunication infrastructure purchases. In 2010 and 2011, General Fund financial results allowed the County to continue to credit the Telecommunications fund with this revenue. Given that the fund is projected to have over \$3.2 million in retained earnings at 12/31/11, funds are available for additional infrastructure purchases. As a result, the estimated \$125,000 of inmate phone commission revenues will continue to go to the General Fund in 2012. The County is projecting that this revenue may continue going to the General Fund through 2014.

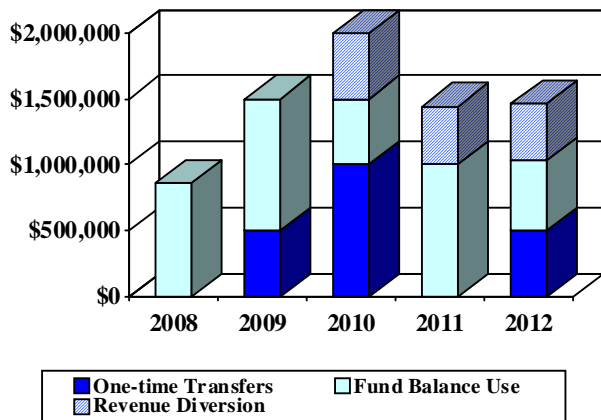
Also during the 2012 budget process, the County reviewed projections in its Delinquent Tax Revolving Fund (DTRF). Throughout the years, the DTRF has contributed on and off to the General Fund, the most recent transfer done in 2005. After careful analysis, it was determined the fund could accommodate additional transfers for operations for the foreseeable future, so the County anticipates transfers from DTRF's revenue stream indefinitely. Although equity will

decrease in the fund through 2017, equity should rise after that even with transfers to the General Fund. The 2012 budget includes a \$625,000 transfer from the DTRF.

One-time Dollars:

County financial policies stress the importance of matching operating revenues to operating expenditures. However, the County and the State are in a period of significant transition. Our long term financial picture has several unknowns. Rather than eliminate programs based on projections, the County is continuing to fund some of them with the use of

General Fund Budget Balancing Strategies



one-time dollars. The 2012 budget includes a \$500,000 transfer from the Ottawa County Insurance Authority. At 12/31/10, the fund has net assets of \$12.1 million. The County contributed money to start the Authority in 1990, and the balance of that contribution is \$4.5 million. While not a permanent funding source, the fund is able to contribute to the General Fund at least through 2017. In addition, the 2012 budget includes the use of \$537,000 of unassigned General Fund fund balance. Historically, the County has budgeted the use of fund

balance but has only rarely used a small portion because expenditures have come in lower than anticipated.

The County's financial policies require an undesignated fund balance between 10 to 15 percent of the most recently audited expenditures of the General Fund. The County has maintained an undesignated fund balance of 15 percent for several years. If the County used the entire \$537,000, it would still be within the parameters of the financial policy. It should also be noted that the one-time dollars of \$500,000 represent less than 1.2% of the General Fund budget. While not a long-term solution, fund balance use does allow for the continuation of programs until our long-term financial picture becomes clearer. In fact, the County General Fund has been able to significantly decrease its use of fund balance and one-time dollars. Specifically, the 2004 budget as adopted included one-time transfers of \$2.9 million for operations. With the 2012 budget, the non-recurring funding sources, the one-time transfers and the fund balance use total \$1.46 million. The table that follows summarizes the changes made to balance the General Fund.

Revenues:

2012 General Fund Budget Proposed by Departments	\$60,711,187
Analysis and fine tuning of tax projections	177,000
Diversion of rent revenue from the Public Improvement Fund	300,000
Diversion of jail phone commission revenue from Telecommunications	125,000
Correction to Register of Deeds revenue	92,000
Adjustments to District Court projections	(235,000)
Reflected use of committed fund balance as approved by the Board	815,000
Increases in rent revenue resulting from corrections to utilities and other expenditure adjustments	157,000
Reflected contract with Grand Haven City for Assessing Services	149,000
Established Transfers In from OC Insurance Authority & the Delinquent Tax Revolving Fund	1,125,000
Other miscellaneous adjustments	32,630
Total General Fund Revenue Proposed by Finance and Administration Committee	<u>63,448,817</u>
Budget use of fund balance	<u>538,000</u>
Total Revenues and Use of Fund Balance	<u><u>\$63,986,817</u></u>

Expenditures

2012 General Fund Budget Proposed by Departments	\$64,153,809
Adjusted departments for final indirect cost figures	164,000
Increased operating transfer to the Friend of the Court based on revised revenue estimates	129,000
Reduction to reflect health insurance opt outs	(166,000)
Reduction for anticipated vacancies & reduced rate for unemployment	(368,000)
Transfer to the Child Care Fund budget decreased based on current activity	(141,000)
Increased contingency from .5% to .8% of prior year expenditures	175,000
Adjusted for higher anticipated utilities costs	209,000
Reduction to Sheriff and Jail operational supplies based on historical needs	(333,000)
Other miscellaneous adjustments	164,008
Total General Fund Expenditures Proposed by Finance and Administration Committee	<u><u>\$63,986,817</u></u>

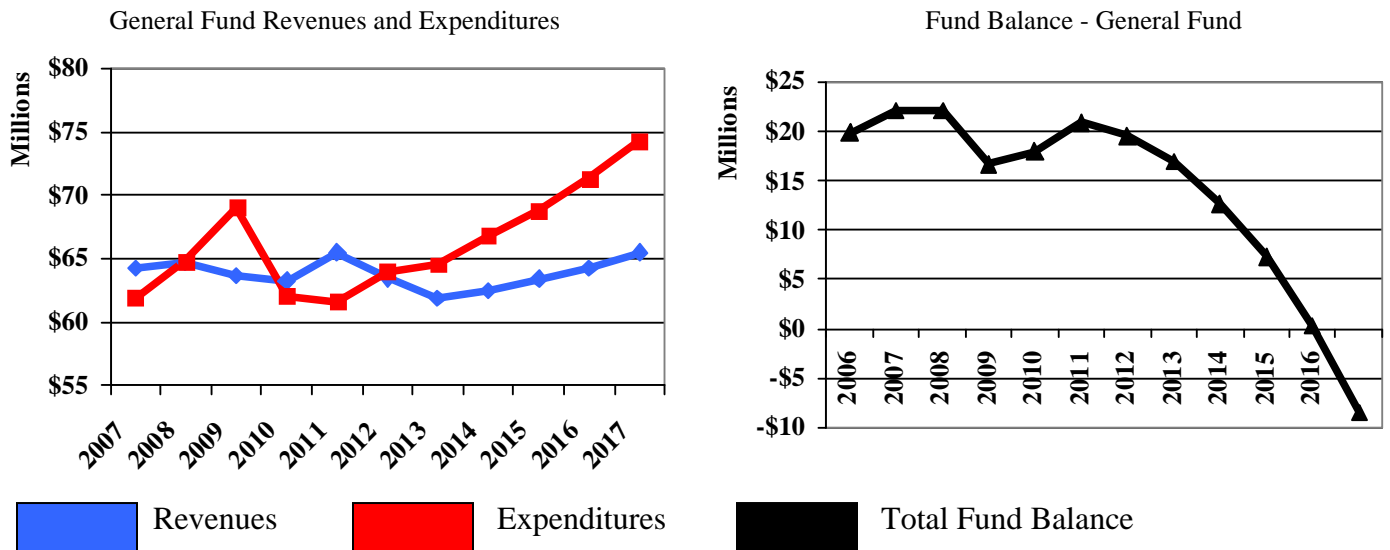
SPECIAL REVENUE, DEBT SERVICE, CAPITAL PROJECTS AND PERMANENT FUNDS

As discussed in the budget balancing for the General Fund, \$300,000 of rent revenue will be diverted from the Public Improvement Fund, so the fund’s revenue is lower than originally budgeted. Certain Workforce Investment Act Funds were increased from the original departmental request upon notification of grant approvals (\$959,000). After submitting their budget, the Child Care fund was able to forego funding for two positions. This and other various changes resulted in a decrease in revenue and expenditures of \$192,000. The remaining funds had no significant changes made to their 2012 budget requests.

FUTURE FINANCIAL PLANNING CONCERNS

The County’s strategic plan addresses the goal of maintaining and improving the financial position of the County. An objective is to identify financial threats, and one method used to identify threats is to project General Fund activity out five years.

The economic situation for the County government as well as the nation as a whole has been quite volatile in the last few years. The most significant impact of the economic downturn has been on the tax base, and tax legislation passed several years ago in the State of Michigan will make recovery in all Michigan municipalities slower than other sectors of the economy. The current projections show that expenditures will continue to outpace revenues, reducing the County’s fund balance rather quickly if strategies are not developed to address this issue.



The graphs above show an increasing gap between revenue and expenditures that widens to as much as \$8.8 million and total fund balance shows a deficit by 2017 if revenue and expenditure assumptions prove true and no additional changes are made to operations. Several other options and combinations of options exist and will be explored for consideration by the Board of Commissioners. At this point, it appears the County may have difficult choices to make in the future.

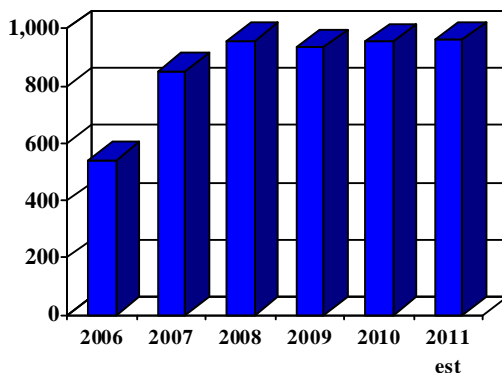
Tax Base: *Proposal A* limits increases in the taxable value of property to the lower of the Consumer Price Index or 5%. *Proposal A* has changed the value on which the County calculates its tax revenue by approximately \$1.4 billion which equates to nearly \$5 million in County operating taxes. Even though home prices are declining, the State Equalized Value (SEV) for all homes has not reached the Taxable Value (TV), so the County is seeing small increases in the taxable value of such property even though the assessed value may be decreasing. The table below reflects the decreasing gap between TV and SEV.

	2005	2006	2007	2008	2009	2010	2011
% of Parcels SEV>TV	84%	80%	75%	66%	47%	41%	34%
% of Parcels SEV=TV	16%	20%	25%	34%	53%	59%	66%

Analyzing the gap is important because as home prices continue to fall, the gap between the taxable value and the assessed value closes. At that point, the taxable value goes in the same direction as home prices, so if home prices continue to fall, the tax base will fall at the same rate. While most people believe home prices will eventually recover, at least partially, the recovery of the tax base will be much slower due to the Proposal A legislation.

There remains considerable uncertainty in projecting property values, particularly for 2013 and beyond. Certain federal initiatives aimed at keeping people in their homes have expired, and it is unknown what the effect on mortgage foreclosures will be. The first time home buyer tax credit expired during 2010, and it is difficult to project impact of the expiration on the tax base.

Ottawa County Mortgage Foreclosures



The graph to the left reflects the number of foreclosures in Ottawa County since 2002. It is unclear what the time delay between foreclosure activity and the actual foreclosure is, so it may be some time before the impact of the expiration of federal initiatives can be determined. The concern is that if banks gain a number of properties through foreclosure and flood the market with homes, there may well be additional downward pressure on home prices, and by extension, the tax base.

Expenditures

Like most organizations, the County faces continued increases in expenditures, and, over time, these increases negatively impact the provision of services.

Employee Insurance: Increases in health care costs have been problematic across all sectors of the economy, including Ottawa County. As a result, the County Strategic Plan directs the implementation of a health management plan. A study completed in the summer of 2010 identified the need for a health management which research shows to be an effective tool in lowering medical costs long-term because the earlier a chronic illness can be identified and treated, the lower the resultant health claims attributed to that illness in the future, thus reducing medical costs.

From a management perspective, health management plans have the potential to decrease absenteeism, reduce medical claims costs, and improve employee productivity, recruitment, and retention. For maximum impact on employee health, a comprehensive wellness program should focus on: 1) increasing awareness of wellness issues (information) 2) supporting health management (personal change) and 3) promoting healthy work climates (organizational support). Ottawa County is still in the beginning stages of the plan, this year recognizing rewardable actions and beginning next some additional incentives and in future years, disincentives. In 2012, the committee will formulate more specifics for the initiative.

Legacy Costs: Government pensions have come under significant public scrutiny in the last couple of years. Defined benefit pensions offer little control over costs for employers, and market volatility and other factors have significantly increased costs. As a result, the County Strategic Plan directs that the Board approve a strategy to move to a defined contribution program for new hires. Based on information from a consultant, changing to a defined contribution for new employees would actually increase costs for approximately 10 years. However, after 10 years, the savings are significant. Consequently, the Board voted to go forward with the change once funding for the initial costs have been identified. The County made significant progress towards this goal during 2011 with transfer of approximately \$4.6 million from various funds to a separately established Special Revenue fund, DB/DC Conversion. The County plans to implement the plan for new hires of unrepresented employee groups as early as July 2012.

Landfill Clean-up Costs: In 1990, the County was established the Solid Waste Clean-up fund with money received by Ottawa County from the settlement of litigation over the Southwest Ottawa Landfill. The fund's goal is to use the interest generated from the principal to cover ongoing annual costs of the landfill remediation. Significant capital improvements have been made to expedite the remediation of the site. However, this has also resulted in higher annual costs to operate the ground water system. This, combined with extraordinarily low interest rates, is causing concern over the fund's ability to cover the clean-up costs. Current projections indicate the fund may be depleted by 2020. Consequently, the County may need to provide additional funding if necessary.

Revised Five Year Deficit Reduction Plan

Currently, Administration is developing a new five year deficit reduction plan to address the current projections. Specific strategies include:

- Continue a General Fund hiring freeze for new, full-time positions that result in a net increase in cost for the General Fund. Consideration will be given for positions that have an impact on service delivery. A review and analysis of need will be completed prior to filling vacant positions.
- Maintain five year projections with variables such as revenue sharing, commodity cost, millage rates, and funding sources to strategically determine the most fiscally responsible plan for millage increases and expenditure reductions

- Continue program evaluations to determine the costs and benefits provided by programs as a basis for the possible elimination or restructuring of programs that are not performing effectively and efficiently
- Implement a defined contribution benefit for new hires to replace the current defined benefit retirement system.
- Annual review of health insurance plan for appropriate changes
- Review and analysis of other fringe benefit costs
- Departmental efficiency studies to reduce cost
- Secure funding for technological advances that will create efficiencies and reduce future costs
- Comprehensive analysis of services provided by the County's departments and outside agencies to eliminate redundancy of services provided
- Performance measurements and ranking of mandated and discretionary services will be used in the analysis of programs for possible budgetary reductions
- Implementation of the budget principals approved by the Board of Commissioners to guide budget decisions

Financing Tools that Help Address Concerns

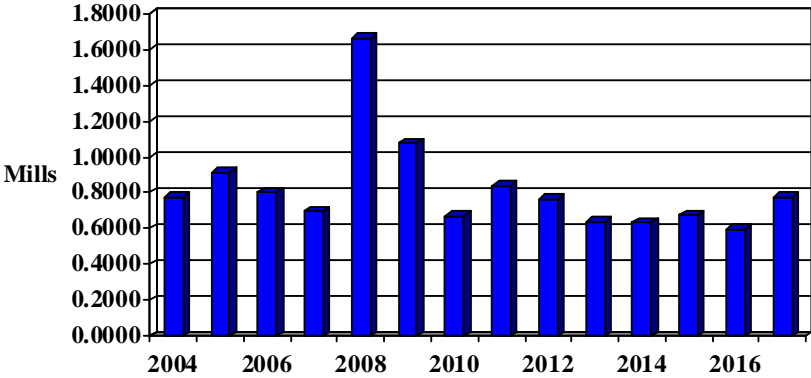
As budgeting becomes increasingly difficult, it is important to have alternate funding sources available. Long-term financial planning is addressed extensively in the County's Strategic Plan. The County Board adopted fiscal policies and procedures which specifically address the County's long-term financial needs through various Financing Tools which partially provide alternative funding sources. Funding provided by the Financing Tools for the 2012 Budget is as follows:

- Solid Waste Clean-up Fund (2271) is continuing to pay the clean-up cost on the Southwest Ottawa Landfill (\$292,000).
- Infrastructure Fund (2444) had been established to loan funds to municipalities for infrastructure development. The loans made since inception total \$2,155,000. Currently, the fund is also contributing \$125,000 per year toward the Fillmore expansion/Grand Haven building project for debt service payments. These payments will continue through 2027.
- Public Improvement Fund (2450) includes a portion (approximately \$188,000) of the 2012 debt service payments for the bonds issued in 2007 for the Fillmore/Grand Haven project. Beginning with the 2010 budget, \$300,000 of rent revenue that had previously been recorded in this fund will now be recorded in the General Fund for operations. The 2012 budget also includes this revenue diversion, and the County anticipates this may continue through 2017.

- Stabilization Fund (2570) is providing the General Fund with approximately \$41,000 in interest earnings. In addition, the fund provides additional flexibility to deal with unexpected occurrences that have the potential to negatively impact finances.
- Delinquent Tax Revolving Fund (5160) is funding bond payments of \$2.1 million on four bond issues, and is contributing \$625,000 for General Fund operations.
- Duplicating (6450), Telecommunications (6550), and Equipment Pool Funds (6641) provide equipment replacement and enhancement funding. The total amount of equipment requested from these funds in 2012 is just under \$1.2 million. Telecommunications is also contributing approximately \$150,000 per year for debt service requirements on the Fillmore/Grand Haven project, and as discussed earlier, \$125,000 in inmate phone commissions.

The Financing Tools play a major role in reducing our tax levy. The amount for 2012 equates to 0.7642 mills. The graph that follows shows the benefits, in lieu of millage, that the financing tools provide:

Summary of Financing Tools Benefits Equated to Mills



The amounts for 2008 and 2009 are much higher as they reflect the construction of the new Grand Haven Courthouse and the Fillmore Street addition. Several financing tools have participated in this endeavor.

LEGISLATIVE ISSUES

Child Care Fund: There are several areas of legislation that may impact the Child Care fund. The enforcement of a 1985 Supreme Court Administrative Order would require counties to maintain a ratio of one probation officer to every 6,000 children under the age of 19 within the County. The enforcement would cost the County an estimated \$1 million because the employees meeting the education requirements for probation officers (per the SCAO order), detention workers and caseworkers who are currently charged to the Child Care Fund, would be ineligible for State funding. For now, the Department of Human Services (DHS) is not pushing for the enforcement, but the potential remains for significant cost increases.

In addition, the State of Michigan and Children’s Rights, Inc. Settlement would require all foster home placements to be in licensed homes. In general, in Ottawa County, youth placed with family are typically in unlicensed homes and youth in non-family placements are in licensed homes. Early estimates place the cost to the County at \$500,000 annually. Both of these

issues are currently on the back burner, but the State's fiscal problems could rekindle efforts to enforce them.

There is also a concern that the DHS is seriously considering the privatization of the foster care system. This could mean significant dollars to the County since the County would be forced to pay \$37 per day per child for every child in care or under supervision of the private agency and all children would qualify. Currently, the County does not pay an administrative rate on DHS licensed homes. Also, DHS continues discussion on raising the percentage of privately supervised cases in order to force the larger counties to make-up for the lack of compliance of counties who have no private agencies. The County's strategic plan directs staff to identify other legislation that impacts our financial position and develop clear position statements on those issues. Consequently, the County continues to monitor activity.

On the positive side, there is talk of drafting legislation that would reimburse counties at a 75/25 split for community-based programming in order to encourage courts to develop and use these programs rather than residential placements. If such legislation goes through, the County stands to gain \$1.3 million per year as the County already emphasizes community-based programming. However, due to the aforementioned potential negative contingencies, the County is leaving significant fund balance in the fund (\$1.1 million) to provide time to develop a plan to deal with potential reductions.

Record Retention Legislation: The County has implemented a Justice Imaging System which automates the processing and transfer of court and legal documents. However, several changes are needed to update departmental rules and state legislation to recognize and approve technological advances in order for counties to utilize technology to its fullest extent. The County has been successful in obtaining legislative and administrative rule changes to allow the use of electronic seals, electronic signatures, and the utilization of electronic filing of documents such as court pleadings, motions, briefs, responses, orders, judgments, and notices. These changes have resulted in significant efficiencies. Nevertheless, the law still requires courts to microfilm files.

The 2012 Information Technology budget continues to include funds for the imaging program (approximately \$141,000). In addition, small replacement equipment (signature pads, scanners, etc.) are included in the 2012 departmental budgets. In anticipation of changes that would allow imaged (rather than microfilmed) records for retention, the request from the Probate Court for a part-time clerical position to assist with the microfilm was not approved (\$10,000).

Binding Arbitration for County Corrections Officers (Act 312): Legislation was passed that provides meaningful reforms to P.A. 312 of 1967 which addresses compulsory binding arbitration for public safety employees. New provisions make several important changes to the current binding arbitration process and the overall cost implications to local units of government:

1. The county or local unit's "ability to pay" must be weighted heavier than any other consideration when resolving contract disputes
2. The salaries and benefits of other public workers in the same community must be given equal consideration (internal comparables) to those of municipal police officers, firefighters, emergency management workers and dispatchers from other communities

3. The arbitration process, including the final rulings, must be concluded within 180 days of its commencement.

Though no specific impact can be identified in the 2012 budget, the County believes the legislation will have a significant, positive benefit for future negotiations with applicable employees.

Personal Property Tax: The State of Michigan is considering elimination of the Personal Property Tax (PPT). This effort is led by Lt. Governor Brian Caley. Legislators are discussing potential replacements for the significant loss of revenue that would occur with all governmental entities, including schools. The total state-wide revenue from PPT is approximately \$1.1 billion including Ottawa County's portion of \$2.7 million. Ottawa County will be working with other governmental units, its lobbyist, Governmental Consultant Services, Inc., and associations to ensure there is a viable solution to replace the revenue that will be lost if PPT are eliminated as directed by the County's strategic plan.

Employee Health Coverage: Legislation passed this year which requires all public employers to be subject to "hard caps" on their health care benefits. This would limit what local units of government are allowed to pay toward employee healthcare premiums. There are three options:

- 1) Employer caps are set as follows: \$5,500 for single coverage, \$11,000 for individual and spouse, and \$15,000 for family coverage. Employees would have to pay the difference if the plans exceed the caps, and the caps would be adjusted annually according to the medical care component of the Consumer Price Index.
- 2) A public employer may opt in to an 80%/20% cost share through a simple majority vote. Under this option, the employer would pay 80% of the total cost of the health insurance premiums, while the employees would pay 20%.
- 3) Public employers (not including schools) may opt out with a 2/3 majority vote of its board.

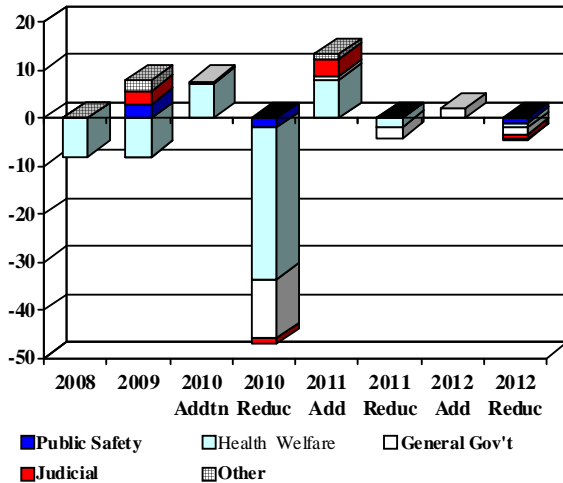
The law also provides that if an employer's share of the local health care plan cost is competitive with the new state preferred provider organization health plan, on a per-employee basis, the requirements of the law are considered met. Currently, the insurance rates the County pays are below the caps indicated above. The County plans currently meet the hard cap limits. The County also plans to increase co-pays from 10% to 20% for employees not enrolled in the H.S.A. health insurance plan. Co-pays for those in the H.S.A. plan will remain at 5% to encourage participation in the lower cost option.

PROGRAMMATIC ISSUES

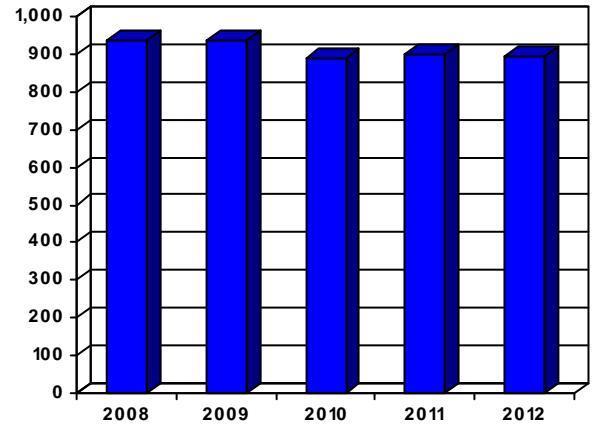
Staffing Needs: Ottawa County, the eighth largest county in the State of Michigan, is also the fifth fastest growing county in the State in 2011. The population has grown by more than 20,000 during the past 10 years, resulting in additional service demands. Due to the budgetary concerns of recent years, the County imposed a General Fund hiring freeze for the 2006, 2007, and 2008 budgets. The hiring freeze affected requests for new permanent, full-time positions that would result in a net increase in General Fund expenditures unless the position is required for a new facility or required to meet critical citizen service needs. Due to increased service demands and community policing contractual requirements, the County added 6.3 full

time equivalents in 2009. Full time equivalents decreased in 2010 mostly due to the reorganization of Community Mental Health that was in process at the time of adoption. New personnel approved with the 2011 and 2012 budgets include primarily grant funded positions. The graphs that follow show the increase in total full time equivalents in the County for 2008 - 2012 added/subtracted through the budget process and the total number of full time equivalents for 2008 – 2012:

Positions Added by Function 2008-2012



Ottawa County Full Time Equivalents



The 2012 budget process has resulted in a decrease of 4.4 full time equivalents overall from the 2011 adopted budget. Full time equivalents in the Mental Health department show the largest increase – 4 full time equivalents from the 2011 adopted budget. Mental Health is in an ongoing reorganization process and is adjusting staff as appropriate when funds are available. Michigan Works! reflects the elimination of nearly 4 full time equivalents in their 2012 budget due to deteriorating funding (mostly due to the end of federal stimulus dollars). Positions budgeted in the General Fund are budgeted with a net reduction of 2.25 full time equivalents in 2012 (this does not include positions moved to a different fund but retaining the same funding source).

Equipment/Technology Needs: Although the County has been conservative with personnel additions, it has taken steps to help departments complete their work more efficiently. In many cases, the County, through the implementation and use of technology, has delayed or eliminated the hiring of additional staff. The County continues to look for opportunities to use existing technology to meet operational needs, improve efficiency and maintain a viable technical capability.

Infrastructure

With the completion of the 2010/11 network upgrades, the County has completed a main network design goal– all switches/routers at the County’s major facilities connect to the network backbone at gigabit speeds. Also, as part of the phone system upgrade, all of the County’s network backbone hardware has been upgraded. Additional capabilities of the phone system and other infrastructure enhancements are either complete or are expected to be complete before year end:

- Geographical Redundancy (Telecommunications)
- Call Center, Voice Recording and Unified Messaging (Telecommunications)
- Wireless access improvements including managed wireless access at six County facilities(Telecommunications)
- OnBase (ECM) Servers were replaced with a combination of virtual and physical servers
- Additional virtual servers were created to support upgrades to the Avatar System and its test environment, as well as production and test environments for the MICA system.

Enterprise Resource Planning System (ERP)

The County's strategic plan directed staff to review the ERP system for organizational efficiency. For the last year, the EFP committee has been studying the financial software for possible replacement to manage an organization's resources, integrating most management functions including accounting and finance, purchasing, human resources and more. The new system will address the following goals:

- 1) Deliver a fully functional ERP solution that automates and standardizes Financial and Human Resource functions across the organization.
- 2) Reduce operating costs through streamlining of best practice processes and workflow.
- 3) Facilitate day-to-day management through real time capabilities.
- 4) Support organizational strategic planning and decision making through reporting tools.
- 5) Reduce redundant data entry and processing tools.
- 6) Improve internal and external customer service and satisfaction
- 7) Reduce future staffing requirements

On September 27, 2011, the County board voted to approve the \$1.2 million contract with Tyler Technologies, Inc. for the implementation of the Munis ERP system. An additional \$400,000 has been/will be spent on consultants, temporary staff replacements and hardware. Implementation is expected to be complete in 18 to 24 months. Funding for the project is included in the 2012 budget.

County Website

The County strategic plan includes continued improvement to the County website. Since January, 2011 the following online applications have been added to the County web site:

- Three Year Dog Licenses
- Spring Lake Village Online Payments (the County now provides hosting services for three municipalities)
- Community Alerts for Blackberry Devices
- Career Resource Management
- Digital Paystub
- Veterinarian Dog Licensing
- Alcohol Server Training Registration
- Civil Infractions Payment
- Pawnshop Inventory Tool

The County also collaborated with ImageSoft, the County's imaging software vendor, to enhance website services in the County Clerk's office with the development of TrueCertify software. TrueCertify allows courts and other government agencies to authenticate and deliver certified documents electronically via the Web; the County is the first to adopt the TrueCertify technology. The County will benefit from cost saving and process efficiencies, while the citizens of the County will enjoy improved service with the added convenience of receiving certified documents through e-mail.

MICA

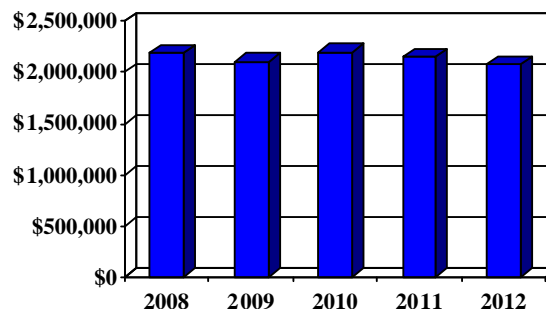
Ongoing process reviews within the justice area which includes all courts, prosecuting attorney and Sheriff's department; continue as part of the requirements gathering and development effort to upgrade the County's Justice System. This effort, referred to as Many Integrated County Applications (MICA), involves the development of solutions using existing capabilities as well as new development to tie disparate data sources together with functionality needed to support the operations of our justice departments. A Payroll Hours Entry application was developed as a result of this effort and is currently used by 20% of County employees, and a Judge's Calendar application is in testing.

Operating System Upgrade

During 2011 and 2012, new desktop systems are being deployed with Windows 7 and Microsoft Office 2010. This is the first change in desktop standards in eight years. By the end of 2012, the replacement of Office 2003 will be significantly complete. Since January 1, 2011 the IT Department has installed 550 new computer and related devices. Funds for the replacement are included in the 2012 budget.

In addition to the initiatives above, the 2012 Budget includes approximately \$2.1 million for other equipment and technology needs. The following graph shows the dollar amount of equipment added each year from 2008 to 2012 during the budget process:

History of Approved Equipment



BUDGET SUMMARY

The 2012 budget reflects the on-going implementation and refinement of the action plans addressed in the Ottawa County Strategic Plan. The fluctuations between the 2011 amended and 2012 budgets are the result of the previous discussion. A comparison of the 2011 amended and 2012 budgets follows.

Comparison of Revenues for the General Fund, Special Revenue Funds, Debt Service Fund, Capital Projects Fund and Permanent Fund - Primary Government

Source	2011 Amended Budget	2011 Percent of Total	2012 Proposed Budget	2012 Percent of Total	Percent Increase (Decrease)
Taxes	\$ 41,347,625	25.9%	\$ 40,702,722	28.2%	-1.6%
Intergovernmental Revenue	78,203,388	48.9%	66,356,711	45.9%	-15.1%
Charges for Services	13,627,528	8.5%	14,532,630	10.1%	6.6%
Fines and Forfeits	1,062,000	0.7%	1,066,600	0.7%	0.4%
Interest on Investments	768,557	0.5%	307,832	0.2%	-59.9%
Rental Income	6,018,254	3.8%	5,560,775	3.8%	-7.6%
Licenses and Permits	939,511	0.6%	825,676	0.6%	-12.1%
Other Revenue	2,119,977	1.3%	1,544,620	1.1%	-27.1%
Operating Transfers In	16,015,023	10.0%	12,467,747	8.6%	-22.1%
Fund Balance Use/(Contribution)	(304,767)	-0.2%	1,170,033	0.8%	-483.9%
Total Revenues	\$ 159,797,096	100.0%	\$ 144,535,346	100.0%	-9.6%

Taxes serve as the primary revenue source for the General Fund, E-911, and Parks and Recreation Fund. The 2012 tax revenue budget includes levies for the following purposes:

	<u>Millage for 2012 Budget</u>
General Operations	3.6000
E-911	.4400
Parks and Recreation	<u>.3165</u>
	4.3572

As discussed earlier, the County is choosing to levy 3.6 mills rather than its maximum allowable. Consequently, the decrease in revenue is due completely to the decrease in taxable value. The County is estimating a decline in taxable value of 1.0 percent in 2012. However, the E-911 and Parks tax revenue are based on the 2011 taxable value which decreased by 2.15%. Consequently, the decline in tax revenue for 2012 is slightly higher than the estimated 1.0% decline in the 2012 taxable value.

Intergovernmental Revenue represents 45.9 percent of the Governmental funds revenue budget and is decreasing. Major fluctuations by fund/area follow.

<u>Fund</u>	<u>Change over 2011</u>
General Fund	(\$2,635,000)
Parks and Recreation	(\$1,307,000)
Public Health	(\$1,200,000)
Mental Health	\$1,062,000
Sheriff 9/30 Grant Programs	(\$403,000)
Grant Programs - Pass Thru	(\$978,000)
Workforce Investment Act (WIA) Funds/ Community Action Agency/Weatherization	(\$6,228,000)
	<u>(\$11,689,000)</u>

2011 is the first year of Revenue Sharing reinstatement. The State's fiscal year is 9/30, but the County's is 12/31. The County will accrue half of the payments of the State's 2012 estimated payments into the County's 2011 fiscal year. Essentially, 2011 Revenue Sharing represents one and one half years of payments, so the 2012 budget is \$2.6 million lower. Intergovernmental revenue in the Parks and Recreation fund also varies significantly depending on grants. The budgets reflect the following major grants:

<u>Project</u>	<u>2011 Budget</u>	<u>2012 Budget</u>
Holland Country Club Restoration	\$647,000	\$0
Olive Shores Improvement	\$365,000	\$0
Grand River Ravines	\$595,000	\$0
Ottawa Beach Waterfront Walkway	\$0	\$300,000
Total	<u>\$1,607,000</u>	<u>\$300,000</u>

Public Health intergovernmental revenue is decreasing \$1.2 million. 2011 includes a \$871,000 Medicaid cost settlement amount for 2004 through 2007 that has been finalized. In addition, State funding reductions and grant expirations have resulted in an additional reduction of \$294,000. For Mental Health, the entire increase can be attributed to increases in Medicaid, primarily due to client counts. Sheriff 9/30 Grants fund is decreasing because the County received some one time equipment grants totaling \$371,000. The Grant Programs-Pass Thru fund budget for 2011 includes \$978,000 for the completion of a federally funded energy efficiency grant.

Workforce Investment Act (WIA) as well as the Community Action Agency (2870) and Weatherization (2890) programs reflect a decrease (\$6.2 million) primarily due to the anticipated end of federal stimulus dollars and tenuous nature of funding for these programs. Some funding may be carried over from 2011 to 2012, but in observance with the County's budgeting philosophy, nothing is budgeted in these funds until formal grant notification is received.

Charges for Services revenue, at 10.1 percent of total revenue, is increasing 6.6 percent. The main area of increase is in the General Fund. Specifically, charges to departments for indirect administrative costs are increasing \$1.6 million. 2012 indirect administrative costs are based on 2010 activity. 2010 was the first full year of occupancy at the new Grand Haven Courthouse. The previous facility was fully depreciated, so facilities charges for the departments that occupy the building (mainly the Courts) increased significantly. The new facility is also

significantly larger, resulting in greater operational charges as well. However, caseloads are down primarily in the District Court, decreasing revenue by \$215,000.

Interest on Investments reflects a decrease of \$461,000 or nearly 60 percent. The decrease is due to a combination of low return rates on allowable investments and the lower cash balances of the County discussed earlier. Specifically, some of the County's long term investments are coming due, and the investment vehicles available now have low interest rates.

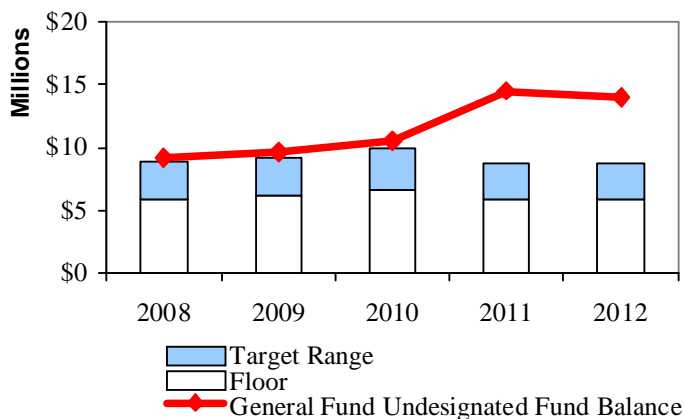
Licenses and Permits revenue is decreasing because the County instituted a new 3 year dog license in late 2010. This change is resulting in a one year increase (primarily seen in 2011) followed by two years of substantially lower revenue.

Other Revenue is decreasing primarily in the Parks and Recreation fund. 2011 includes \$500,000 in anticipated donation revenue for the Holland Harbor Access Project.

Operating Transfers In revenue is decreasing in the DB/DC Conversion fund as the Board approved \$4.3 million in transfers from various funds to the DB/DC Conversion fund. However, beginning in 2012, the General Fund will receive \$500,000 in operating transfers from the Ottawa County Insurance Authority (blended component unit) and \$625,000 from the Delinquent Tax Revolving Fund for operations. In 2011, the General Fund did not receive transfers from these funds.

Fund Balance usage is increasing for several reasons. The General Fund anticipates good results in 2011 due to the one time increase in revenue sharing funds and assorted expenditure variances. The 2012 budget includes unassigned fund balance use of \$537,000 and committed fund balance use of \$815,000. In 2011, the Parks and Recreation fund is budgeted to use \$1.9 million of fund balance in connection with land purchases and capital improvements, but lower capital improvement plans have resulted in a fund balance contribution of \$263,000 for 2012. Fund balance usage of \$579,000 is budgeted in 2011 in the Landfill Clean-up fund for the completion of the upgrade to the clean-up project. The 2012 usage of \$278,000 is for operations only. The good news is that the County does not anticipate using significant fund balance in the General Fund in 2011 or 2012.

General Fund Targeted and Actual Undesignated Fund Balance



It is important to note that the unassigned fund balance will be maintained at the level indicated by County's financial policies (10% - 15% of the actual expenditures of the most recently completed audit). The graph to the left illustrates the County's compliance with the policy.

Comparison of Expenditures for the General Fund, Special Revenue Funds, Debt Service Fund, Capital Projects Fund, and Permanent Fund - Primary Government

Use	2011 Amended Budget	2011 Percent of Total	2012 Proposed Budget	2012 Percent of Total	Percent Increase (Decrease)
Legislative	\$471,519	0.3%	\$466,020	0.3%	-1.2%
Judicial	14,905,749	9.3%	15,482,424	10.7%	3.9%
General Government	17,035,318	10.7%	16,286,046	11.3%	-4.4%
Public Safety	29,886,588	18.7%	29,750,219	20.6%	-0.5%
Public Works	1,655,351	1.0%	1,542,878	1.1%	-6.8%
Health & Welfare	68,389,708	42.8%	62,682,390	43.4%	-8.3%
Culture & Recreation	7,623,382	4.8%	3,477,831	2.4%	-54.4%
Community & Economic Development	690,598	0.4%	755,037	0.5%	9.3%
Other	807,548	0.5%	623,474	0.4%	-22.8%
Debt Service	3,145,464	2.0%	2,585,920	1.8%	-17.8%
Operating Transfers Out	15,185,871	9.5%	10,883,107	7.5%	-28.3%
Total Expenditures	\$159,797,096	100.0%	\$144,535,346	100.0%	-9.6%

Judicial expenditures are increasing by 3.9% or \$577,000. As discussed under charges for services revenue, indirect cost charges are increasing for occupants of the Grand Haven Courthouse (mostly judicial functions) due to reflection of the first full year of occupancy. Indirect charges for all judicial functions increased \$944,000. The overall increases were tempered by decreases in grant funding, mainly because funding has not yet been confirmed. Specifically, grant funding for the 9/30 Judicial Grants fund is down \$170,000, and various grants in the General Fund are down \$109,000. In addition, caseload is down significantly in the District Court; in fact, one clerical position has been eliminated. Other associated costs are lower or have not experienced the increases normally seen from year to year.

General Government expenditures are decreasing 4.4 percent. The 2011 budget includes \$993,000 million for the one time Energy Efficiency Community Development Block Grant (EECBG) discussed under intergovernmental revenue. The remaining budget for the grant to be spent in 2012 is \$30,000. As mentioned under “balancing the budget,” the Treasurer’s office has shifted personnel to the Delinquent Tax Revolving Fund, saving \$81,000 in the General Fund. In addition, staff reductions in MSU Extension reduced expenditures by \$67,000. However, costs for MSU Extension’s consultants increased \$104,000 due to State reduction at MSU Extension. Building and Grounds costs are increasing \$274,000 in total, \$157,000 due to higher utility costs and \$145,000 for two roofing projects.

Public Safety expenditures, representing 20.6 percent of total expenditures, are essentially staying steady. One Sentence Work Abatement Officer (SWAP) position was eliminated in the Jail. As discussed previously, the reduction for vacancies was increased considerably in the 2012 budget, and Public Safety functions reflect approximately \$110,000 more of the additional vacancies. However, indirect cost charges are increasing over \$190,000

in the General Fund due to changes in allocation bases and liability insurance costs are increasing. The Sheriff 9/30 Grant Fund is \$403,000 less due to fluctuations in grant awards. Last, the payment to the Ottawa County Central Dispatch Authority, which is based on the tax levy associated with the function, is \$103,000 less due to declining taxable value. The remaining change is due to normal, inflationary increases.

Public Works expenditures are decreasing by 6.8 percent due to the completion of the recapping project at the landfill. The project began in 2005 and the County has paid over \$2.5 million to date, and the Ottawa County, Michigan Insurance Authority has paid an additional \$1.8 million. The project was the result of a lawsuit filed by the State of Michigan against the County. Additionally, the County sustained higher costs for drain assessments due to extreme storms two years in a row. As a result, the County share of drain assessments has been higher, but expenditures are starting to normalize.

Health and Welfare expenditures, representing 43.4 percent of total expenditures is decreasing by 8.3 percent. Expenditures for the Health fund are \$401,000 lower in total due to one time grant expiration or tenuous grant funding. As discussed previously under intergovernmental revenue, Michigan Works!/Community Action Agency programs are decreasing by \$6.2 million for reasons discussed under intergovernmental revenue. Conversely, the Mental Health budget is increasing by \$829,000 or 2.3%. Significantly more will be spent on developmentally disabled client care.

Culture and Recreation expenditures are recorded in the Parks and Recreation Fund (2081) and will vary depending on the land acquisition and capital improvement endeavors. The 2011 capital outlay budget is \$5.6 million which includes \$2.1 million for land purchases, \$730,000 for the Olive Shores improvement project, \$746,000 for the Holland Country Club restoration, and various other, smaller projects. The 2012 capital outlay budget is \$1.1 million and includes just \$200,000 for land purchases, \$600,000 for the Ottawa Beach Board Walk project and \$266,000 for other various projects.

Debt Service expenditures are decreasing because the last payment on Probate Court/Jail bond issue will be made in 2011.

Operating Transfers Out are decreasing for the same reasons discussed under operating transfers in. The amount is slightly different due to funds having different year ends and the exclusion of proprietary funds on this schedule.

CONCLUSION

Ottawa County's vision is *to be the location of choice for living, working, and recreation*. The mission states that *the County is committed to excellence and the delivery of cost-effective public services*. To accomplish the vision and mission of the County, long term strategies and financial planning have been implemented for several years.

Ottawa County, through its Strategic Plan and financing tools, has placed itself at the forefront by creating long-term strategies to address space needs, provide for equipment replacement, resolve insurance issues, meet human resource needs, fund statutory mandates, and provide public service and quality of life for our citizens.


With financial forecasting and the creation of long-term financing tools, the County has positively impacted future financial decisions and the County's financial stability. These tools permit the County to reduce taxes to County residents, maintain the County's bond rating, and control costs to departments. Finances continue to be carefully balanced in order to maintain or improve the outstanding bond ratings that save significant taxpayer dollars when the County issues debt or when townships use the County bond ratings for water and sewer system bonds.


The County is projecting operational deficits over the next five years as a result of the declining tax revenue, possible reductions in State Revenue Sharing, and the increasing cost for employee benefits. Ottawa County also remains one of the fastest growing counties in Michigan which increases the need for services to the public, especially during economic downturns. With the increase in service requirements and the need to control expenditures, it is essential that the County keep pace with technology in order to improve efficiency and to deliver quality services to the public in a cost effective manner.

The 2012 budget continued addressing the projected operational deficits with a balanced approach of increasing revenues, reducing expenditures, and using one time dollars. The budget reflects the implementation of the County's strategic plan, long-range strategies, and an array of tools in balancing the budget. The budget continues to emphasize responsibility, restraint, and reinforcement of the County vision and mission.

The County has continued to control expenditures through long range planning to ensure the fiscal stability of the County. With Ottawa County's fiscal restraint and long-term planning, the County will continue to maintain its financial strength and tradition of providing exemplary services to the public.

Sincerely,


Alan G. Vanderberg
County Administrator


Robert Spaman
Fiscal Services Director

The Ottawa County Board of Commissioners

of the County of Ottawa

Grand Haven, Michigan

RESOLUTION TO APPROVE 2012 OPERATING BUDGET

At a meeting of the Board of Commissioners of the County of Ottawa, Ottawa County, Michigan, held at the Ottawa County Administrative Annex, Olive Township, Michigan, in said County on October 25, 2011, at 1:30 p.m. local time.

PRESENT: Members –

ABSENT: Member –

The following preamble and resolution were offered by _____ and supported by _____:

WHEREAS, Public Act 621 of 1978 known as the "Uniform Budgeting and Accounting Act" requires that an appropriation ordinance be adopted by this County Board of Commissioners in order to implement the operating budget of the County of Ottawa for 2012; and

WHEREAS, a notice regarding the proposed budget was published in local newspapers as required; and

WHEREAS, this County Board of Commissioners wishes to be in compliance with said State legislation; and

WHEREAS, this County Board of Commissioners through its Finance and Administration Committee, has duly deliberated, held public hearings according to law and reviewed the proposed 2012 Budgeted Revenue and Expenditures totaling \$211,486,278 and \$225,295,280, respectively, and this ordinance is prepared on the basis of said budget; and

WHEREAS, the budget anticipates no deficits as a result of any operations for 2012 and all funds have sufficient revenues and/or fund balance to meet their expenditure needs;

NOW, THEREFORE, BE IT RESOLVED that department revenues and expenditures are hereby adopted as budgeted in the "2012 Ottawa County Budget" (by line item as attached).

BE IT FURTHER RESOLVED, that the foregoing annual appropriations will be used where budgeted to support the total budgeted general operating activities along with all other Federal, State, local, private and user revenues; and

BE IT FURTHER RESOLVED, that this Appropriation Ordinance be fully spread upon the official minutes of this Commission; and

BE IT FURTHER RESOLVED, that all persons responsible for the administration of this budget be duly advised of the contents of Public Act 621 of 1978 and their respective appropriations and responsibilities for the administration of the same; and

BE IT FURTHER RESOLVED, that the County Treasurer is hereby ordered to collect 3.6000 mills for general operations and .4400 mills for the operation of the Ottawa County Central Dispatch Authority; and .3165 mills for Park development, expansion and maintenance, and

BE IT FURTHER RESOLVED, that transfers of any unencumbered balance, or any portion thereof, in any appropriation account to any other appropriation account may not be made without approval by the Board of Commissioners acting through its Finance Committee, except that transfers within a fund may be made by the County Administrator and Fiscal Services Director if the amount to be transferred does not exceed \$50,000. Any transfer which increases the total amount appropriated under this budget must be ratified, on a monthly basis, by the Board of Commissioners acting through its Finance and Administration Committee.

FURTHER BE IT RESOLVED THAT all resolutions and parts of resolutions insofar as they conflict with the provisions of this resolution be and the same are hereby rescinded.

YEAS: Members -

NAYS: Members –

ABSTAIN: Members –

RESOLUTION DECLARED ADOPTED.

Chairperson, Philip Kuyers

County Clerk, Daniel Krueger

Certification

I, the undersigned, duly qualified Clerk of the County of Ottawa, Michigan, do hereby certify that the foregoing is a true and complete copy of a resolution adopted by the Board of Commissioners of the County of Ottawa, Michigan, at a meeting held on October 25, 2011, the original of which is on file in my office. Public notice of said meeting was given pursuant to and in compliance with Act No. 267, Public Acts of Michigan, 1976, as amended.

IN WITNESS WHEREOF, I have hereto affixed my official signature this 25th day of October, A.D., 2011.

County Clerk, Daniel Krueger

COUNTY OF OTTAWA

COMPARATIVE ANALYSIS OF 2011-2012 BUDGETS

REVENUES

<u>SOURCE</u>	<u>PERCENT OF TOTAL</u>	<u>2012</u>	<u>2011</u>	<u>PERCENT OF INCREASE (DECREASE)</u>
TAXES	18.07%	\$40,702,722	\$41,347,625	-1.56%
INTERGOVERNMENTAL REVENUE	43.23%	\$97,375,006	\$119,998,788	-18.85%
CHARGES FOR SERVICES	21.18%	\$47,723,616	\$32,004,389	49.12%
FINES & FORFEITS	0.47%	\$1,066,600	\$1,062,000	0.43%
INTEREST ON INVESTMENTS	0.22%	\$502,246	\$892,234	-43.71%
RENTAL INCOME	2.47%	\$5,560,775	\$6,018,254	-7.60%
LICENSE & PERMITS	0.37%	\$825,676	\$939,511	-12.12%
OTHER	0.78%	\$1,761,890	\$2,402,827	-26.67%
OPERATING TRANSFERS IN	5.53%	\$12,467,747	\$16,015,023	-22.15%
BOND PROCEEDS	1.55%	\$3,500,000	\$3,995,000	-12.39%
FUND BALANCE USE	6.13%	\$13,809,002	\$15,914,690	-13.23%
TOTAL REVENUES ¹	100.00%	\$225,295,280	\$240,590,341	-6.36%

EXPENDITURES

<u>ACTIVITY</u>	<u>PERCENT OF TOTAL</u>	<u>2012</u>	<u>2011</u>	<u>PERCENT OF INCREASE (DECREASE)</u>
LEGISLATION	0.21%	\$466,020	\$471,519	-1.17%
JUDICIAL	6.87%	\$15,482,424	\$14,905,749	3.87%
GENERAL GOVERNMENT	7.23%	\$16,286,046	\$17,035,318	-4.40%
PUBLIC SAFETY	15.02%	\$33,842,739	\$33,797,198	0.13%
PUBLIC WORKS	21.39%	\$48,201,878	\$46,501,809	3.66%
HEALTH AND WELFARE	27.82%	\$62,682,390	\$68,389,708	-8.35%
CULTURE & RECREATION	1.54%	\$3,477,831	\$7,623,382	-54.38%
COMMUNITY & ECONOMIC DEVELOPMENT	0.34%	\$755,037	\$690,598	9.33%
OTHER GOVERNMENTAL FUNCTIONS	0.28%	\$623,474	\$807,548	-22.79%
CAPITAL PROJECTS	7.70%	\$17,348,243	\$21,120,000	-17.86%
DEBT SERVICE	6.77%	\$15,246,091	\$14,061,641	8.42%
OPERATING TRANSFERS OUT	4.83%	\$10,883,107	\$15,185,871	-28.33%
TOTAL EXPENDITURES ¹	100.00%	\$225,295,280	\$240,590,341	-6.36%

¹ Figures include the following component units of the County: Ottawa County Road Commission, Ottawa County Public Utilities, the Ottawa County Drain Commission and Ottawa County Central Dispatch.

COUNTY OF OTTAWA
2012 PROPOSED BUDGET -DETAIL BY FUND OF SOURCE AND ACTIVITY

2012 PROPOSED BUDGET DETAIL BY FUND OF SOURCE AND ACTIVITY	<i>SPECIAL REVENUE FUNDS</i>						
	General Fund 1010	Parks & Recreation 2081	Friend of the Court 2160	9/30 Judicial Grants 2170	Health 2210	Mental Health 2220	Solid Waste Clean - Up 2271
	Fund Balance	(\$1,352,342)	\$263,135				
SOURCES:							
Revenue							
Taxes	\$37,722,173	\$2,974,049					
Intergovernmental Revenue	\$6,810,310	\$317,600	\$1,982,676	\$144,939	\$3,587,891	\$35,160,089	
Charges for Services	\$11,827,618	\$371,460	\$403,060	\$25,000	\$629,473	\$403,700	
Fines & Forfeits	\$1,066,600						
Interest on Investments	\$243,360	\$19,357				\$36,000	\$13,699
Rental Income	\$3,244,547	\$53,500				\$56,506	
Licenses & Permits	\$270,000				\$555,676		
Other	\$324,867	\$5,000			\$194,963	\$76,953	
Operating Transfers In	\$1,125,000		\$847,403	\$49,724	\$4,002,156	\$563,108	
Bond Proceeds							
Total Revenue	<u>\$62,634,475</u>	<u>\$3,740,966</u>	<u>\$3,233,139</u>	<u>\$219,663</u>	<u>\$8,970,159</u>	<u>\$36,296,356</u>	<u>\$13,699</u>

COUNTY OF OTTAWA
2012 PROPOSED BUDGET -DETAIL BY FUND OF SOURCE AND ACTIVITY

SPECIAL REVENUE FUNDS

2012 PROPOSED BUDGET DETAIL BY FUND OF SOURCE AND ACTIVITY	General Fund 1010	Parks & Recreation 2081	Friend of the Court 2160	9/30 Judicial Grants 2170	Health 2210	Mental Health 2220	Solid Waste Clean - Up 2271
ACTIVITIES:							
Expenditures							
Legislative	\$466,020						
Judicial	\$11,029,283		\$3,233,139	\$219,663			
General Government	\$15,752,982						
Public Safety	\$23,135,253						
Public Works	\$747,800						\$292,100
Health & Welfare	\$908,436				\$8,970,159	\$36,296,356	
Culture & Recreation		\$3,477,831					
Community & Economic Development	\$753,537						
Other Government Functions	\$623,474						
Capital Projects							
Debt Service							
Operating Transfers Out	\$10,570,032						
Total Expenditures	<u>\$63,986,817</u>	<u>\$3,477,831</u>	<u>\$3,233,139</u>	<u>\$219,663</u>	<u>\$8,970,159</u>	<u>\$36,296,356</u>	<u>\$292,100</u>
Revenue Over (Under)							
Expenditures	<u>(\$1,352,342)</u>	<u>\$263,135</u>					<u>(\$278,401)</u>

COUNTY OF OTTAWA
2012 PROPOSED BUDGET -DETAIL BY FUND OF SOURCE AND ACTIVITY

SPECIAL REVENUE FUNDS

2012 PROPOSED BUDGET DETAIL BY FUND OF SOURCE AND ACTIVITY	Landfill Tipping Fees 2272	Transportation System 2320	Farmland Preservation 2340	Brownfield Redevelopment Authority 2430	Infra- structure 2444	Public Improvement 2450	Homestead Property Tax 2550	Register of Deeds Automation Fund 2560
Fund Balance	\$31,091				(\$98,621)	\$189,200	(\$6,190)	\$58,405
SOURCES:								
Revenue								
Taxes							\$6,500	
Intergovernmental Revenue		\$157,569						
Charges for Services	\$345,000			\$1,500				\$259,450
Fines & Forfeits								
Interest on Investments					\$26,379	\$16,873	\$277	\$2,307
Rental Income						\$383,202		
Licenses & Permits								
Other	\$31,500							
Operating Transfers In								
Bond Proceeds								
Total Revenue	<u>\$376,500</u>	<u>\$157,569</u>		<u>\$1,500</u>	<u>\$26,379</u>	<u>\$400,075</u>	<u>\$6,777</u>	<u>\$261,757</u>

COUNTY OF OTTAWA
2012 PROPOSED BUDGET -DETAIL BY FUND OF SOURCE AND ACTIVITY

SPECIAL REVENUE FUNDS

2012 PROPOSED BUDGET DETAIL BY FUND OF SOURCE AND ACTIVITY	Landfill Tipping Fees 2272	Transportation System 2320	Farmland Preservation 2340	Brownfield Redevelopment Authority 2430	Infra- structure 2444	Public Improvement 2450	Homestead Property Tax 2550	Register of Deeds Automation Fund 2560
ACTIVITIES:								
Expenditures								
Legislative								
Judicial								
General Government						\$22,800	\$12,967	\$203,352
Public Safety								
Public Works	\$345,409	\$157,569						
Health & Welfare								
Culture & Recreation								
Community & Economic Development				\$1,500				
Other Government Functions								
Capital Projects								
Debt Service								
Operating Transfers Out					\$125,000	\$188,075		
Total Expenditures	<u>\$345,409</u>	<u>\$157,569</u>		<u>\$1,500</u>	<u>\$125,000</u>	<u>\$210,875</u>	<u>\$12,967</u>	<u>\$203,352</u>
Revenue Over (Under)								
Expenditures	<u>\$31,091</u>				<u>(\$98,621)</u>	<u>\$189,200</u>	<u>(\$6,190)</u>	<u>\$58,405</u>

COUNTY OF OTTAWA
2012 PROPOSED BUDGET -DETAIL BY FUND OF SOURCE AND ACTIVITY

SPECIAL REVENUE FUNDS

2012 PROPOSED BUDGET DETAIL BY FUND OF SOURCE AND ACTIVITY	Stabil- ization 2570	Prosecuting Attorney Grants 2601	Sheriff Grant Programs 2609	Sheriff Contracts 2610	Road Patrol 2661	Workforce Investment Act - ACP 2740	Workforce Investment Act - Youth 2741	Workforce Investment Act - Adult 2742
Fund Balance								
SOURCES:								
Revenue								
Taxes								
Intergovernmental Revenue		\$140,400	\$54,000	\$5,873,498	\$171,630	\$425,114	\$1,203,599	\$1,185,636
Charges for Services								
Fines & Forfeits								
Interest on Investments								
Rental Income								
Licenses & Permits								
Other		\$588						
Operating Transfers In		\$67,957		\$348,301	\$167,537			
Bond Proceeds								
Total Revenue		<u>\$208,945</u>	<u>\$54,000</u>	<u>\$6,221,799</u>	<u>\$339,167</u>	<u>\$425,114</u>	<u>\$1,203,599</u>	<u>\$1,185,636</u>

COUNTY OF OTTAWA
2012 PROPOSED BUDGET -DETAIL BY FUND OF SOURCE AND ACTIVITY

SPECIAL REVENUE FUNDS

2012 PROPOSED BUDGET DETAIL BY FUND OF SOURCE AND ACTIVITY	Stabil- ization 2570	Prosecuting Attorney Grants 2601	Sheriff Grant Programs 2609	Sheriff Contracts 2610	Road Patrol 2661	Workforce Investment Act - ACP 2740	Workforce Investment Act - Youth 2741	Workforce Investment Act - Adult 2742
ACTIVITIES:								
Expenditures								
Legislative								
Judicial								
General Government		\$208,945						
Public Safety			\$54,000	\$6,221,799	\$339,167			
Public Works								
Health & Welfare						\$425,114	\$1,203,599	\$1,185,636
Culture & Recreation								
Community & Economic Development								
Other Government Functions								
Capital Projects								
Debt Service								
Operating Transfers Out								
Total Expenditures		\$208,945	\$54,000	\$6,221,799	\$339,167	\$425,114	\$1,203,599	\$1,185,636
Revenue Over (Under)								
Expenditures								

COUNTY OF OTTAWA
2012 PROPOSED BUDGET -DETAIL BY FUND OF SOURCE AND ACTIVITY

SPECIAL REVENUE FUNDS

2012 PROPOSED BUDGET DETAIL BY FUND OF SOURCE AND ACTIVITY	Workforce Investment Act - 6/30 Grant Programs 2743	Workforce Investment Act - 12/31 Grant Programs 2744	Workforce Investment Act - 9/30 Grant Programs 2748	Workforce Investment Act - 3/31 Grant Programs 2749	Grant Programs Pass Thru 2750	Emergency Feeding 2800	Federal Emergency Mgt Agency 2810	Community Corrections 2850
Fund Balance	(\$39,012)							
SOURCES:								
Revenue								
Taxes								
Intergovernmental Revenue	\$1,675,362	\$129,100	\$1,270,000	\$8,834	\$30,000	\$65,000		\$241,046
Charges for Services								\$190,247
Fines & Forfeits								
Interest on Investments								
Rental Income								
Licenses & Permits								
Other								\$9,374
Operating Transfers In								\$559,672
Bond Proceeds								
Total Revenue	<u>\$1,675,362</u>	<u>\$129,100</u>	<u>\$1,270,000</u>	<u>\$8,834</u>	<u>\$30,000</u>	<u>\$65,000</u>		<u>\$1,000,339</u>

COUNTY OF OTTAWA
2012 PROPOSED BUDGET -DETAIL BY FUND OF SOURCE AND ACTIVITY

SPECIAL REVENUE FUNDS

2012 PROPOSED BUDGET DETAIL BY FUND OF SOURCE AND ACTIVITY	Workforce Investment Act - 6/30 Grant Programs 2743	Workforce Investment Act - 12/31 Grant Programs 2744	Workforce Investment Act - 9/30 Grant Programs 2748	Workforce Investment Act - 3/31 Grant Programs 2749	Grant Programs Pass Thru 2750	Emergency Feeding 2800	Federal Emergency Mgt Agency 2810	Community Corrections 2850
ACTIVITIES:								
Expenditures								
Legislative								
Judicial								\$1,000,339
General Government					\$30,000			
Public Safety								
Public Works								
Health & Welfare	\$1,714,374	\$129,100	\$1,270,000	\$8,834		\$65,000		
Culture & Recreation								
Community & Economic Development								
Other Government Functions								
Capital Projects								
Debt Service								
Operating Transfers Out								
Total Expenditures	\$1,714,374	\$129,100	\$1,270,000	\$8,834	\$30,000	\$65,000		\$1,000,339
Revenue Over (Under)								
Expenditures	(\$39,012)							

COUNTY OF OTTAWA
2012 PROPOSED BUDGET -DETAIL BY FUND OF SOURCE AND ACTIVITY

SPECIAL REVENUE FUNDS

2012 PROPOSED BUDGET DETAIL BY FUND OF SOURCE AND ACTIVITY	Community Action Agency 2870	Weather- ization 2890	Department of Human Services 2901	Child Care Circuit Court 2920	Child Care Social Services 2921	Veterans Trust 2941	DB/DC Conversion 2970	Compensated Absences 2980
Fund Balance							\$22,712	\$39,970
SOURCES:								
Revenue								
Taxes								
Intergovernmental Revenue	\$384,364	\$1,468,170	\$175,000	\$3,669,680	\$500	\$24,704		
Charges for Services								\$76,122
Fines & Forfeits								
Interest on Investments							\$22,712	\$18,848
Rental Income								
Licenses & Permits								
Other	\$40,000	\$50,000		\$719,375				
Operating Transfers In	\$29,000		\$73,690	\$3,870,299	\$1,000			
Bond Proceeds								
Total Revenue	<u>\$453,364</u>	<u>\$1,518,170</u>	<u>\$248,690</u>	<u>\$8,259,354</u>	<u>\$1,500</u>	<u>\$24,704</u>	<u>\$22,712</u>	<u>\$94,970</u>

COUNTY OF OTTAWA
2012 PROPOSED BUDGET -DETAIL BY FUND OF SOURCE AND ACTIVITY

SPECIAL REVENUE FUNDS

2012 PROPOSED BUDGET DETAIL BY FUND OF SOURCE AND ACTIVITY	Community Action Agency 2870	Weather- ization 2890	Department of Human Services 2901	Child Care Circuit Court 2920	Child Care Social Services 2921	Veterans Trust 2941	DB/DC Conversion 2970	Compensated Absences 2980
ACTIVITIES:								
Expenditures								
Legislative								
Judicial								
General Government								\$55,000
Public Safety								
Public Works								
Health & Welfare	\$453,364	\$1,518,170	\$248,690	\$8,259,354	\$1,500	\$24,704		
Culture & Recreation								
Community & Economic Development								
Other Government Functions								
Capital Projects								
Debt Service								
Operating Transfers Out								
Total Expenditures	<u>\$453,364</u>	<u>\$1,518,170</u>	<u>\$248,690</u>	<u>\$8,259,354</u>	<u>\$1,500</u>	<u>\$24,704</u>		<u>\$55,000</u>
Revenue Over (Under)								
Expenditures							<u>\$22,712</u>	<u>\$39,970</u>

COUNTY OF OTTAWA
2012 PROPOSED BUDGET -DETAIL BY FUND OF SOURCE AND ACTIVITY

***DEBT
SERVICE
FUND*** ***CAPITAL
PROJECTS
FUND*** ***PERMANENT
FUND***

2012 PROPOSED BUDGET DETAIL BY FUND OF SOURCE AND ACTIVITY	Total Special Revenue	Total Debt Service	Total Capital Projects	Total Permanent Fund	Total All Funds
Fund Balance	\$182,289			\$20	(\$1,170,033)
SOURCES:					
Revenue					
Taxes	\$2,980,549				\$40,702,722
Intergovernmental Revenue	\$59,546,401				\$66,356,711
Charges for Services	\$2,705,012				\$14,532,630
Fines & Forfeits					\$1,066,600
Interest on Investments	\$156,452			\$20	\$399,832
Rental Income	\$493,208	\$1,823,020			\$5,560,775
Licenses & Permits	\$555,676				\$825,676
Other	\$1,127,753				\$1,452,620
Operating Transfers In	\$10,579,847	\$762,900			\$12,467,747
Bond Proceeds					
Total Revenue	\$78,144,898	\$2,585,920		\$20	\$143,365,313

COUNTY OF OTTAWA
2012 PROPOSED BUDGET -DETAIL BY FUND OF SOURCE AND ACTIVITY

***DEBT
SERVICE
FUND*** ***CAPITAL
PROJECTS
FUND*** ***PERMANENT
FUND***

2012 PROPOSED BUDGET DETAIL BY FUND OF SOURCE AND ACTIVITY	Total Special Revenue	Total Debt Service	Total Capital Projects	Total Permanent Fund	Total All Funds
ACTIVITIES:					
Expenditures					
Legislative					\$466,020
Judicial	\$4,453,141				\$15,482,424
General Government	\$533,064				\$16,286,046
Public Safety	\$6,614,966				\$29,750,219
Public Works	\$795,078				\$1,542,878
Health & Welfare	\$61,773,954				\$62,682,390
Culture & Recreation	\$3,477,831				\$3,477,831
Community & Economic Development	\$1,500				\$755,037
Other Government Functions					\$623,474
Capital Projects					
Debt Service		\$2,585,920			\$2,585,920
Operating Transfers Out	\$313,075				\$10,883,107
Total Expenditures	\$77,962,609	\$2,585,920			\$144,535,346
Revenue Over (Under)					
Expenditures	\$182,289			\$20	(\$1,170,033)

COUNTY OF OTTAWA
SUMMARY OF 2012 BUDGET AND ESTIMATED FUND BALANCE
ALL BUDGETED FUNDS

	General Fund	Special Revenue Funds	Debt Service Funds	Capital Projects Funds	Permanent Fund	Total
Revenues:						
Taxes	\$37,722,173	\$2,980,549				\$40,702,722
Intergovernmental Revenue	6,810,310	59,546,401				66,356,711
Charges for Services	11,827,618	2,705,012				14,532,630
Fines and Forfeits	1,066,600					1,066,600
Interest on Investments	243,360	156,452			\$20	399,832
Rental	3,244,547	493,208	\$1,823,020			5,560,775
Licenses and Permits	270,000	555,676				825,676
Other Revenue	324,867	1,127,753				1,452,620
	<u>61,509,475</u>	<u>67,565,051</u>	<u>1,823,020</u>		<u>20</u>	<u>130,897,566</u>
Expenditures:						
Legislative	466,020					466,020
Judicial	11,029,283	4,453,141				15,482,424
General Government	15,752,982	533,064				16,286,046
Public Safety	23,135,253	6,614,966				29,750,219
Public Works	747,800	795,078				1,542,878
Health & Welfare	908,436	61,773,954				62,682,390
Culture & Recreation		3,477,831				3,477,831
Community & Economic Development	753,537	1,500				755,037
Other	623,474					623,474
Debt Service			2,585,920			2,585,920
Capital Projects						
	<u>53,416,785</u>	<u>77,649,534</u>	<u>2,585,920</u>			<u>133,652,239</u>
Revenue Over (Under) Expenditures	8,092,690	(10,084,483)	(762,900)		20	(2,754,673)
Operating Transfers In (Out)	(9,445,032)	10,266,772	762,900			1,584,640
Bond Proceeds						
Revenue & Other Sources Over (Under) Expenditures & Other Uses	(1,352,342)	182,289			20	(1,170,033)
Fund Balance, Beginning of Year	<u>20,910,254</u>	<u>32,026,108</u>			<u>5,769</u>	<u>52,942,131</u>
Projected Fund Balance, End of Budget Year	<u><u>\$19,557,912</u></u>	<u><u>\$32,208,397</u></u>	<u><u>None</u></u>	<u><u>None</u></u>	<u><u>\$5,789</u></u>	<u><u>\$51,772,098</u></u>

COUNTY OF OTTAWA

GENERAL FUND

The General Fund is used to account for all revenues and expenditures applicable to general operations of the County except for those required or determined to be more appropriately accounted for in another fund. Revenues are derived primarily from property tax, intergovernmental revenues and charges for services.

**COUNTY OF OTTAWA
GENERAL FUND COMPARATIVE ANALYSIS
ACTUAL 2008 & 2009
BUDGET 2011 & 2012**

REVENUES

DEPT	DEPARTMENT NAME	ACTUAL 2009	ACTUAL 2010	ADOPTED BUDGET 2011	CURRENT	AMENDED BUDGET 2011	2012 BUDGET PROPOSED BY DEPARTMENT	2012 BUDGET	\$ CHANGE 2011 BUDGET TO PROPOSED 2012	% CHANGE 2011 BUDGET TO PROPOSED 2012
					YEAR 2011 ESTIMATED			PROPOSED BY FINANCE COMMITTEE		
1310	Circuit Court	\$226,731	\$244,730	\$249,350	\$288,456	\$249,350	\$249,350	\$264,250	\$14,900	5.98%
1360	District Court	\$2,889,338	\$3,260,025	\$3,558,600	\$3,373,986	\$3,558,600	\$3,491,500	\$3,377,000	-\$181,600	-5.10%
1370	Circuit Court - Legal Self-Help Center	\$26,000	\$8,309	\$0	\$71,123	\$71,123	\$0	\$0	-\$71,123	-100.00%
1373	State Justice Institute	\$0	\$4,500	\$0	\$25,500	\$25,500	\$0	\$0	-\$25,500	-100.00%
1380	Circuit Court Strategic Planning Initiative	\$52,073	\$32,340	\$0	\$0	\$0	\$0	\$0	\$0	N/A
1480	Probate Court	\$60,064	\$63,987	\$62,100	\$63,860	\$62,360	\$62,100	\$62,100	-\$260	-0.42%
1490	Circuit Court - Juvenile Services	\$124,703	\$173,874	\$158,496	\$175,198	\$175,121	\$162,948	\$162,948	-\$12,173	-6.95%
1492	Juvenile Accountability Incentive Block Grant	\$10,254	\$9,472	\$0	\$9,392	\$9,392	\$0	\$0	-\$9,392	-100.00%
1660	Family Counseling	\$23,505	\$24,263	\$23,000	\$25,000	\$21,000	\$21,000	\$25,000	\$4,000	19.05%
1910	Elections	\$22,909	\$25,244	\$23,150	\$23,150	\$23,150	\$39,125	\$19,000	-\$4,150	-17.93%
1920	Canvassing Board	\$0	\$1,266	\$100	\$100	\$100	\$3,008	\$2,300	\$2,200	2200.00%
2010	Fiscal Services	\$3,601,224	\$3,725,709	\$4,291,188	\$5,283,580	\$4,386,660	\$5,941,484	\$6,756,309	\$2,369,649	54.02%
2150	County Clerk	\$526,235	\$548,087	\$644,245	\$539,500	\$644,245	\$572,545	\$542,745	-\$101,500	-15.75%
2250	Equalization	\$1,608	\$314	\$600	\$51,479	\$51,279	\$600	\$149,788	\$98,509	192.10%
2290	Prosecuting Attorney	\$176,109	\$170,843	\$198,640	\$169,548	\$198,640	\$184,372	\$174,286	-\$24,354	-12.26%
2360	Register of Deeds	\$1,593,248	\$1,787,783	\$1,521,500	\$1,619,900	\$1,521,500	\$1,548,078	\$1,639,578	\$118,078	7.76%
2450	Survey & Remonumentation	\$33,594	\$86,346	\$68,000	\$97,045	\$68,000	\$97,045	\$97,045	\$29,045	42.71%
2530	County Treasurer	\$38,246,217	\$36,943,898	\$40,155,300	\$42,589,341	\$40,162,920	\$38,875,446	\$38,987,027	-\$1,175,893	-2.93%
2570	MSU Extension	\$31,195	\$21,813	\$22,868	\$21,538	\$22,868	\$21,538	\$21,538	-\$1,330	-5.82%
2590	Geographic Information Systems	\$96,981	\$96,688	\$104,450	\$95,000	\$104,450	\$100,250	\$95,000	-\$9,450	-9.05%
2651	Facilities Maintce - Hudsonville Human Serv	\$63,269	\$60,934	\$66,359	\$62,296	\$66,359	\$67,382	\$65,224	-\$1,135	-1.71%
2652	Facilities Maintce - Holland Human Serv	\$200,789	\$193,104	\$210,673	\$203,241	\$210,673	\$227,308	\$217,526	\$6,853	3.25%
2653	Facilities Maintce - Fulton Street	\$67,679	\$63,757	\$74,908	\$75,348	\$74,908	\$76,111	\$75,698	\$790	1.05%
2655	Facilities Maintce - Holland Health Facility	\$200,302	\$167,562	\$191,652	\$179,026	\$191,652	\$193,882	\$195,966	\$4,314	2.25%
2658	Facilities Maintce - Grand Haven Health	\$136,876	\$142,563	\$146,334	\$144,724	\$146,334	\$149,818	\$148,684	\$2,350	1.61%
2659	Facilities Maintce - CMH Facility	\$231,194	\$220,584	\$242,095	\$233,884	\$242,095	\$263,848	\$257,494	\$15,399	6.36%
2665	Facilities Maintce - Juvenile Serv Complex	\$1,474,617	\$1,465,736	\$1,515,800	\$1,543,289	\$1,515,800	\$1,525,059	\$1,682,989	\$167,189	11.03%
2667	Facilities Maintce - Administrative Annex	\$49,509	\$339,662	\$342,830	\$342,088	\$342,830	\$40,534	\$343,461	\$631	0.18%
2668	Facilities Maintce - FIA	\$236,386	\$265,494	\$264,867	\$235,196	\$264,867	\$251,130	\$259,505	-\$5,362	-2.02%
2750	Drain Commission	\$26,123	\$36,294	\$31,600	\$54,600	\$36,100	\$35,000	\$35,000	-\$1,100	-3.05%
3020	Sheriff	\$225,653	\$241,833	\$239,000	\$265,650	\$244,000	\$243,700	\$243,700	-\$300	-0.12%
3100	West Mi Enforcement Team - Operations	\$2,944	\$1,295	\$14,935	\$5,000	\$16,077	\$15,000	\$1,500	-\$14,577	-90.67%
3113	COPS Holland/West Ottawa	\$55,026	\$62,597	\$67,439	\$70,209	\$67,439	\$0	\$0	-\$67,439	-100.00%
3119	City of Coopersville	\$502,923	\$508,450	\$519,106	\$369,973	\$519,106	\$0	\$0	-\$519,106	-100.00%
3120	City of Hudsonville	\$552,304	\$632,384	\$623,379	\$465,181	\$623,379	\$0	\$0	-\$623,379	-100.00%
3170	Blendon/Holland/Robinson/Zeeland (CITE)	\$42,296	\$43,266	\$44,804	\$32,403	\$44,804	\$0	\$0	-\$44,804	-100.00%
3200	Sheriff Training	\$27,511	\$20,466	\$30,000	\$30,000	\$30,000	\$20,500	\$20,500	-\$9,500	-31.67%
3250	Central Dispatch	\$4,374,007	\$4,409,879	\$4,234,630	\$4,227,230	\$4,234,630	\$4,130,926	\$4,130,926	-\$103,704	-2.45%
3310	Marine Safety	\$210,789	\$146,526	\$151,565	\$149,826	\$151,565	\$130,000	\$130,000	-\$21,565	-14.23%

**COUNTY OF OTTAWA
GENERAL FUND COMPARATIVE ANALYSIS
ACTUAL 2008 & 2009
BUDGET 2011 & 2012**

REVENUES

DEPT	DEPARTMENT NAME	ACTUAL 2009	ACTUAL 2010	ADOPTED BUDGET 2011	CURRENT	AMENDED BUDGET 2011	2012 BUDGET PROPOSED BY DEPARTMENT	2012 BUDGET	\$ CHANGE 2011 BUDGET TO PROPOSED 2012	% CHANGE 2011 BUDGET TO PROPOSED 2012
					YEAR 2011 ESTIMATED			PROPOSED BY FINANCE COMMITTEE		
3510	Jail	\$769,334	\$673,894	\$841,939	\$631,500	\$841,939	\$681,791	\$778,619	-\$63,320	-7.52%
4260	Emergency Services	\$62,276	\$42,896	\$40,141	\$40,391	\$40,391	\$41,000	\$41,000	\$609	1.51%
4261	HLS Grant	\$0	\$256,459	\$0	\$0	\$0	\$0	\$0	\$0	N/A
4262	Solution Area Planner Grant	\$93,853	\$20,875	\$0	\$33,629	\$41,749	\$0	\$0	-\$41,749	-100.00%
4263	Haz Mat Response Team	\$38,720	\$29,575	\$34,175	\$35,290	\$37,133	\$44,911	\$44,981	\$7,848	21.13%
4264	Training Grant	\$0	\$0	\$0	\$0	\$0	\$0	\$0	\$0	N/A
4265	Homeland Security Grant	\$0	\$80,264	\$60,000	\$23,513	\$60,000	\$60,000	\$72,715	\$12,715	21.19%
6039	Jail Health Services	\$9,954	\$9,777	\$0	\$0	\$0	\$0	\$0	\$0	N/A
6300	Substance Abuse	\$944,420	\$972,813	\$956,755	\$1,045,808	\$956,755	\$1,167,623	\$1,167,623	\$210,868	22.04%
6480	Medical Examiners	\$14,460	\$23,217	\$31,225	\$36,600	\$31,225	\$32,275	\$32,275	\$1,050	3.36%
6890	Veterans Affairs	\$0	\$0	\$0	\$750	\$750	\$3,000	\$3,000	\$2,250	300.00%
7210	Planning & Transportation	\$25,007	\$0	\$0	\$0	\$0	\$0	\$0	\$0	N/A
7211	Planning and Performance Improvement	\$441	\$17,552	\$30	\$30	\$30	\$0	\$0	-\$30	-100.00%
9300	Transfers In Control	\$5,299,447	\$4,904,581	\$442,351	\$454,412	\$440,593	\$0	\$1,125,000	\$684,407	155.34%
TOTAL REVENUE		\$63,680,097	\$63,283,780	\$62,500,179	\$65,513,783	\$62,829,441	\$60,771,187	\$63,449,300	\$619,859	0.99%

**COUNTY OF OTTAWA
GENERAL FUND COMPARATIVE ANALYSIS
ACTUAL 2009 & 2010
BUDGET 2011 & 2012**

EXPENDITURES

DEPT	DEPARTMENT NAME	ACTUAL 2009	ACTUAL 2010	ADOPTED BUDGET 2011	CURRENT	AMENDED BUDGET 2011	2012 BUDGET		\$ CHANGE 2011 BUDGET TO PROPOSED 2012	% CHANGE 2011 BUDGET TO PROPOSED 2012
					YEAR 2011 ESTIMATED		2012 BUDGET PROPOSED BY DEPARTMENT	PROPOSED BY FINANCE COMMITTEE		
1010	Commissioners	\$539,273	\$484,717	\$463,493	\$425,591	\$463,493	\$463,743	\$464,543	\$1,050	0.23%
1290	Tax Allocation Board	\$1,210	\$1,292	\$8,026	\$8,295	\$8,026	\$1,835	\$1,477	-\$6,549	-81.60%
1310	Circuit Court	\$2,129,694	\$2,049,849	\$2,448,013	\$2,430,000	\$2,444,985	\$3,032,582	\$3,110,148	\$665,163	27.21%
1360	District Court	\$6,043,707	\$5,983,703	\$6,118,516	\$5,814,536	\$6,107,199	\$6,041,535	\$6,052,425	-\$54,774	-0.90%
1370	Circuit Court - Legal Self-Help Center	\$902	\$28,310	\$0	\$64,231	\$71,123	\$0	\$0	-\$71,123	-100.00%
1373	State Justice Institute	\$0	\$4,500	\$0	\$28,500	\$28,500	\$0	\$0	-\$28,500	-100.00%
1380	Circuit Court Strategic Planning Initiative	\$50,679	\$34,551	\$0	\$0	\$0	\$0	\$0	\$0	N/A
1480	Probate Court	\$773,903	\$760,190	\$759,840	\$767,667	\$761,766	\$740,200	\$778,097	\$16,331	2.14%
1490	Circuit Court - Juvenile Services	\$826,100	\$768,427	\$828,799	\$850,130	\$864,779	\$870,396	\$847,727	-\$17,052	-1.97%
1492	Juvenile Accountability Block Grant	\$11,395	\$10,525	\$0	\$9,392	\$9,392	\$0	\$0	-\$9,392	-100.00%
1520	Adult Probation	\$64,621	\$66,539	\$132,924	\$125,924	\$132,924	\$217,976	\$217,976	\$85,052	63.99%
1660	Family Counseling	\$38,530	\$18,096	\$27,086	\$17,086	\$22,086	\$18,000	\$18,000	-\$4,086	-18.50%
1670	Jury Board	\$3,530	\$7,864	\$4,640	\$4,640	\$4,640	\$4,910	\$4,910	\$270	5.82%
1910	Elections	\$76,813	\$266,264	\$106,413	\$95,142	\$107,313	\$274,713	\$234,957	\$127,644	118.95%
1920	Canvassing Board	\$0	\$6,233	\$960	\$960	\$960	\$9,400	\$7,000	\$6,040	629.17%
2010	Fiscal Services	\$1,277,390	\$1,222,865	\$1,270,623	\$1,194,014	\$1,270,623	\$1,256,659	\$1,277,508	\$6,885	0.54%
2100	Corporate Counsel	\$212,299	\$214,456	\$211,646	\$218,024	\$216,096	\$214,450	\$223,430	\$7,334	3.39%
2150	County Clerk	\$1,674,810	\$1,624,980	\$1,626,259	\$1,570,959	\$1,626,259	\$1,612,366	\$1,612,334	-\$13,925	-0.86%
2230	Administrator	\$427,489	\$401,337	\$414,781	\$394,177	\$414,781	\$400,039	\$402,290	-\$12,491	-3.01%
2250	Equalization	\$1,026,795	\$1,018,345	\$1,018,458	\$1,039,285	\$1,050,362	\$1,020,476	\$1,121,639	\$171,277	6.79%
2260	Human Resources	\$553,384	\$538,412	\$518,321	\$487,442	\$518,321	\$487,160	\$499,431	-\$18,890	-3.64%
2290	Prosecuting Attorney	\$3,204,689	\$3,250,770	\$3,295,099	\$3,200,975	\$3,298,782	\$3,440,732	\$3,434,594	\$135,812	4.12%
2360	Register of Deeds	\$665,015	\$671,714	\$656,011	\$631,471	\$656,011	\$630,124	\$631,093	-\$24,918	-3.80%
2450	Survey & Remonumentation	\$349,931	\$79,601	\$68,027	\$57,270	\$68,027	\$98,094	\$97,045	\$29,018	42.66%
2470	Plat Board	\$473	\$1,175	\$2,368	\$1,684	\$2,368	\$2,283	\$1,138	-\$1,230	-51.94%
2530	County Treasurer	\$867,803	\$834,621	\$839,948	\$831,858	\$850,118	\$772,808	\$768,363	-\$81,755	-9.62%
2570	MSU Extension	\$538,911	\$365,681	\$369,242	\$365,152	\$369,242	\$370,900	\$351,424	-\$17,818	-4.83%
2590	Geographic Information System	\$486,373	\$498,940	\$496,224	\$461,944	\$496,224	\$471,966	\$473,403	-\$22,821	-4.60%
2610	Building Authority	\$866	\$50	\$1,460	\$485	\$1,460	\$250	\$250	-\$1,210	-82.88%
2651	Facilities Maintce - Hudsonville Human Ser	\$170,008	\$156,265	\$169,189	\$165,707	\$168,739	\$174,664	\$175,076	\$6,337	3.76%
2652	Facilities Maintce - Holland Human Serv	\$184,246	\$171,540	\$186,529	\$179,097	\$186,220	\$199,196	\$193,382	\$7,162	3.85%
2653	Facilities Maintce - Fulton Street	\$63,005	\$57,616	\$66,568	\$67,008	\$66,488	\$68,789	\$67,358	\$870	1.31%
2654	Facilities Maintce - Grand Haven	\$703,836	\$606,251	\$608,236	\$606,753	\$628,525	\$627,061	\$611,836	-\$16,689	-2.66%
2655	Facilities Maintce - Holland Health Facility	\$203,596	\$168,192	\$188,094	\$175,468	\$187,718	\$193,098	\$192,408	\$4,690	2.50%
2656	Facilities Maintce - Holland District Court	\$224,700	\$190,149	\$206,322	\$189,607	\$206,235	\$215,316	\$209,783	\$3,548	1.72%
2658	Facilities Maintce - Grand Haven Health	\$65,869	\$70,371	\$132,116	\$70,756	\$132,068	\$77,029	\$134,716	\$2,648	2.01%
2659	Facilities Maintce - CMH Facility	\$184,893	\$170,122	\$187,675	\$179,464	\$187,437	\$288,050	\$288,074	\$100,637	53.69%
2660	Facilities Maintce - Coopersville	\$34,828	\$19,691	\$25,580	\$10,668	\$25,174	\$0	\$0	-\$25,174	-100.00%
2661	Facilities Maintce - Emergency Services	\$1,881	\$1,527	\$4,500	\$3,500	\$4,500	\$2,500	\$2,500	-\$2,000	-44.44%

**COUNTY OF OTTAWA
GENERAL FUND COMPARATIVE ANALYSIS
ACTUAL 2009 & 2010
BUDGET 2011 & 2012**

EXPENDITURES

DEPT	DEPARTMENT NAME	ACTUAL 2009	ACTUAL 2010	ADOPTED BUDGET 2011	CURRENT	AMENDED BUDGET 2011	2012 BUDGET		\$ CHANGE 2011 BUDGET TO PROPOSED 2012	% CHANGE 2011 BUDGET TO PROPOSED 2012
					YEAR 2011 ESTIMATED		2012 BUDGET PROPOSED BY DEPARTMENT	PROPOSED BY FINANCE COMMITTEE		
2664	Facilities Maintce - 4th & Clinton	\$26,261	\$0	\$0	\$0	\$0	\$0	\$0	\$0	N/A
2665	Facilities Maintce - Juvenile Serv Complex	\$908,283	\$896,639	\$901,277	\$928,766	\$899,365	\$917,456	\$1,065,377	\$166,012	18.46%
2667	Facilities Maintce - Administrative Annex	\$700,330	\$668,418	\$686,730	\$679,979	\$684,106	\$670,849	\$716,083	\$31,977	4.67%
2668	Facilities Maintce - FIA	\$286,265	\$314,708	\$303,746	\$269,726	\$303,187	\$291,906	\$297,596	-\$5,591	-1.84%
2750	Drain Commission	\$644,778	\$674,093	\$634,929	\$643,767	\$638,870	\$617,180	\$642,894	\$4,024	0.63%
2800	Ottawa Soil & Water Conservation Dist.	\$28,596	\$29,916	\$20,766	\$20,766	\$20,766	\$20,000	\$20,000	-\$766	-3.69%
3020	Sheriff	\$8,158,447	\$8,165,319	\$8,230,169	\$8,106,748	\$8,260,640	\$8,763,402	\$8,474,344	\$213,704	2.59%
3100	West Mi Enforcement Team - Operations	\$620,976	\$621,162	\$646,078	\$597,604	\$649,869	\$577,590	\$649,530	-\$339	-0.05%
3113	COPS Holland/West Ottawa	\$82,130	\$93,428	\$100,329	\$70,209	\$99,490	\$0	\$0	-\$99,490	-100.00%
3119	City of Coopersville	\$502,925	\$508,452	\$519,106	\$369,973	\$516,057	\$0	\$0	-\$516,057	-100.00%
3120	City of Hudsonville	\$552,303	\$632,383	\$623,379	\$465,181	\$619,499	\$0	\$0	-\$619,499	-100.00%
3170	Blendon/Holland/Robinson/Zeeland (CITE)	\$85,966	\$88,487	\$91,835	\$66,765	\$91,565	\$0	\$0	-\$91,565	-100.00%
3200	Sheriff Training	\$27,511	\$20,961	\$30,000	\$30,000	\$30,000	\$21,000	\$20,500	-\$9,500	-31.67%
3250	Central Dispatch	\$4,369,930	\$4,403,718	\$4,235,780	\$4,231,819	\$4,235,780	\$4,132,626	\$4,132,626	-\$103,154	-2.44%
3310	Marine Safety	\$328,976	\$220,928	\$221,782	\$218,441	\$221,629	\$221,491	\$204,780	-\$16,849	-7.60%
3510	Jail	\$7,938,113	\$7,878,578	\$8,723,501	\$8,595,930	\$8,755,496	\$9,249,931	\$8,774,791	\$19,295	0.22%
3540	Local Corrections Academy Grant	\$0	\$724	\$0	\$0	\$0	\$0	\$0	\$0	N/A
4260	Emergency Services	\$305,573	\$319,750	\$284,842	\$272,327	\$284,939	\$346,785	\$343,189	\$58,250	20.44%
4261	HLS Grant	\$0	\$256,459	\$0	\$0	\$0	\$0	\$0	\$0	N/A
4262	Solution Area Planner Grant	\$92,053	\$19,249	\$0	\$33,629	\$41,749	\$0	\$0	-\$41,749	-100.00%
4263	Haz Mat Response Team	\$74,893	\$58,651	\$68,349	\$63,544	\$70,803	\$89,822	\$89,961	\$19,158	27.06%
4265	Homeland Security Grant	\$0	\$84,432	\$60,000	\$23,513	\$60,000	\$72,299	\$72,715	\$12,715	21.19%
4300	Animal Control	\$372,576	\$381,106	\$403,378	\$386,580	\$404,285	\$402,010	\$372,817	-\$31,468	-7.78%
4450	Drain Assessments	\$283,211	\$344,229	\$461,000	\$227,308	\$461,000	\$747,800	\$747,800	\$286,800	62.21%
6039	Jail Health Services	\$627,251	\$781,005	\$0	\$0	\$0	\$0	\$0	\$0	N/A
6300	Substance Abuse	\$407,929	\$414,953	\$413,378	\$454,904	\$435,473	\$515,812	\$515,812	\$80,339	18.45%
6480	Medical Examiners	\$251,513	\$276,323	\$257,439	\$296,964	\$257,439	\$257,006	\$261,066	\$3,627	1.41%
6810	Veterans Burial	\$50,178	\$61,395	\$63,000	\$63,000	\$63,000	\$0	\$0	-\$63,000	-100.00%
6890	Veterans Affairs	\$0	\$0	\$42,140	\$56,949	\$61,949	\$131,558	\$131,558	\$69,609	112.37%
7210	Planning - Transportation	\$24,973	\$0	\$0	\$0	\$0	\$0	\$0	\$0	N/A
7211	Planning and Performance Improvement	\$600,397	\$575,050	\$683,165	\$639,867	\$683,165	\$774,554	\$747,584	\$64,419	9.43%
7212	Road Salt Management	\$6,018	\$0	\$5,933	\$5,933	\$5,933	\$5,953	\$5,953	\$20	0.34%
8650	Insurance	\$149,627	\$225,829	\$165,815	\$176,389	\$176,389	\$113,020	\$133,020	-\$43,369	-24.59%

**COUNTY OF OTTAWA
GENERAL FUND COMPARATIVE ANALYSIS
ACTUAL 2009 & 2010
BUDGET 2011 & 2012**

EXPENDITURES

DEPT	DEPARTMENT NAME	ACTUAL 2009	ACTUAL 2010	ADOPTED BUDGET 2011	CURRENT	AMENDED BUDGET 2011	2012 BUDGET		\$ CHANGE 2011 BUDGET TO PROPOSED 2012	% CHANGE 2011 BUDGET TO PROPOSED 2012
					YEAR 2011 ESTIMATED		2012 BUDGET PROPOSED BY DEPARTMENT	PROPOSED BY FINANCE COMMITTEE		
8900	Contingency	\$0	\$0	\$660,483	\$100,000	\$621,780	\$295,453	\$470,454	-\$151,326	-24.34%
9010	Equipment Pool	\$0	\$0	\$20,000	\$0	\$9,379	\$20,000	\$20,000	\$10,621	113.24%
9650	Operating Transfers Out	\$16,860,154	\$10,175,164	\$10,479,864	\$10,739,727	\$10,526,364	\$10,599,006	\$10,570,032	\$43,668	0.41%
TOTAL EXPENDITURES		\$69,051,583	\$62,017,240	\$63,500,179	\$61,581,170	\$63,848,930	\$64,153,809	\$63,986,817	\$137,887	0.22%
TOTAL REVENUE		\$63,680,097	\$63,283,780	\$62,500,179	\$65,513,783	\$62,829,441	\$60,771,187	\$63,449,300		
FUND BALANCE (USE)		-\$5,371,486	\$1,266,540	-\$1,000,000	\$3,932,613	-\$1,019,489	-\$3,382,622	-\$537,517		

Assumes fund balance designation use of \$814,825: \$689,000 from 2010 revenue over expenditures designated 4/2011; \$145,000 from the building designation for new roofs; \$92,500 from the planning reserve for a water resources study and urban smart growth project; and additions to fund balance designations/reserves for elections equipment, tower rental revenues, and jail booking fees.

Note: These figures reflect personal property taxes under current legislation, however this revenue is under consideration for changes at the State level. In addition, health insurance budgets do not reflect legislation proposed to limit the local share of health insurance costs.

COUNTY OF OTTAWA
SPECIAL REVENUE FUNDS

Special Revenue Funds are used to account for revenue from specific revenue sources (other than expendable trusts or major capital projects) and related expenditures which are restricted for specific purposes by administrative action or law.

MAJOR SPECIAL REVENUE FUNDS:

Parks and Recreation Fund (2081) - This Fund was established for the development, maintenance and operation of the Ottawa County parks. Funding is provided from General Fund appropriations, State grants and user charges. A Millage of .33 mills was re-approved by the County electorate during 2006 for ten years and expires in 2016.

Health Fund (2210) - This Fund is used to account for monies received from Federal, State and local grants and County appropriations. These monies are utilized in providing a variety of health-related services to County residents.

Mental Health Fund (2220) - This Fund is used to account for monies to provide mental health services within the County. Monies are provided by Federal, State and County appropriations, contributions and charges for services.

Stabilization Fund (2570) - This Fund was established to assure the continued solid financial condition of the County in case of an emergency.

NONMAJOR FUNDS:

Friend of the Court Fund (2160) - This Fund accounts for the operations of the Friend of the Court including the Co-op Reimbursement Grant, Medical Support Enforcement Grant, and the 3% Friend of the Court incentive payments established under Act 297 of 1982, Section 2530.

9/30 Judicial Grants (2170) - This Fund accounts for miscellaneous grant revenue received from the State and other agencies for judicial programs.

Solid Waste Clean-Up Fund (2271) - This Fund was established to account for monies received from settlement of a claim. The monies are to be used exclusively for the clean-up of the Southwest Ottawa Landfill.

Landfill Tipping Fees Fund (2272) - This Fund was established to account for the County's share of the tipping fee surcharge of Ottawa County Farms landfill starting in 1991 in accordance with an agreement between Ottawa County, Sunset Waste System, Inc., and the Township of Polkton. The monies are to be used for implementation of the Solid Waste Management Plan.

COUNTY OF OTTAWA

SPECIAL REVENUE FUNDS (CONTINUED)

Transportation System Fund (2320) - This Fund is used to account for a grant from the Michigan Department of Transportation to provide public transportation in concentrated areas for persons who are handicapped or who are sixty-five years of age or older.

Farmland Preservation (2340) – This fund is used to account for cash purchases and/or installment purchases of development rights voluntarily offered by landowners. Once purchased, an agricultural conservation easement is placed on the property which restricts future development.

Planning Commission Fund (2420) - This Fund was established by the County Board under MCLA 125. A planning commission was created to prepare and oversee a County Development Plan relative to the economic, social and physical development of the County.

Infrastructure Fund (2444) - This fund was established by the County Board to provide financial assistance to local units of government for water, sewer, road and bridge projects that are especially unique, non-routine, and out-of-the ordinary.

Public Improvement Fund (2450) - This Fund is used to account for earmarked revenues set aside for public improvements. Funding is provided from General Fund appropriations and building rentals.

Homestead Property Tax (2550) – This fund was established as a result of the passage of Public Act 105 of 2003 which provides for the denial of homestead status by local governments, counties and/or State of Michigan. The County's share of interest on tax revenue collected under this statute is to be used solely for the administration of this program, and any unused funds remaining after a period of three years will lapse to the county general fund (MCL 211.7cc, as amended).

Register of Deeds Technology Fund (2560) – This Fund was established under Public Act 698 of 2002 to account for newly authorized additional recording fees effective March 31, 2003. The revenue collected is to be spent on technology upgrades.

Prosecuting Attorney Grants Fund (2601) - This Fund is used to account for monies granted to the County by the State for crime victim's rights. The County also contributes to these services.

Sheriff 9/30 Grant Programs Fund (2609) - This Fund accounts for miscellaneous grant revenue received by the Sheriff's department from the State for special purpose programs.

Sheriff Contracts (2610) - This Fund account for various contracts the County has with municipalities who contract with the County to improve the long-term ability of local law enforcement agencies public safety through innovative crime prevention, including community policing.

COUNTY OF OTTAWA

SPECIAL REVENUE FUNDS (CONTINUED)

Sheriff Road Patrol Fund (2661) - This Fund accounts for monies granted to the County by the State for the purpose of providing additional police supervision of traffic safety and additional patrol of the roads and parks as described in Public Act 416 of 1978.

Law Library Fund (2690) - This Fund is used to account for monies received from the Library Penal Fine Fund in accordance with Public Act 18 of 1982 and appropriations from the County for the purpose of maintaining the County's law library.

Workforce Investment Act Funds (2740, 2741, 2742, 2743, 2744, 2748 and 2749) - These Funds are used to account for Federal funds that are received by the County under the Workforce Investment Act. These Funds are targeted for training and employment programs for the under employed and economically disadvantaged citizens.

Grant Programs - Pass Thru Fund (2750) - This Fund is used to account for monies received from State and Federal grants which are passed on to outside agencies through contractual agreements to carry out the grants intended purpose.

Emergency Feeding Fund (2800) - This Fund is used to account for monies received from the State for the purpose of distributing surplus food to the impoverished residents of the County.

Federal Emergency Management Agency Fund (2810) - This Fund is used to account for monies received through the Emergency Food and Shelter National Board program for utility payments to prevent utility disconnection or heating source loss in households that have exhausted all other resources and do not qualify for other Community Action emergency funds.

Community Corrections Fund (2850) - This Fund is used to account for State monies and fees received to enhance the delivery of adult probation services in the County.

Revenue Sharing Reserve Fund (2855) - This Fund is used to account for additional tax revenue received as a result of the acceleration of the millage levy from December to July. An operating transfer of the amount the County would have received in State Revenue Sharing had it not been discontinued is transferred to the General Fund every year until the fund is depleted.

Community Action Agency Fund (2870) - This Fund is used to account for monies received from the State to be applied to various community programs for the impoverished residents of the County.

Weatherization Fund (2890) - This Fund is used to account for monies received through a State grant which aids in weatherizing homes of the disadvantaged, the elderly and people in the poverty zone.

COUNTY OF OTTAWA

SPECIAL REVENUE FUNDS (CONTINUED)

Department of Human Services Fund (2901) - This Fund is used primarily to account for monies from State and local funding sources and to assist with the welfare program which offers aid to disadvantaged individuals of Ottawa County.

Child Care Funds (2920 and 2921) - These Funds are used to account for foster child care in the County. This encompasses the Ottawa County Detention Center, which is a facility that houses juveniles on a short-term basis. The primary funding comes from the State and a County appropriation which is used to aid children who require placement outside of their home.

Soldiers' and Sailors' Relief Fund (2930) - This Fund is used to account for monies earmarked for indigent veterans and is mandated by State Law.

Veterans Trust Fund (2941) - This fund was established under Section 35.607 of the Compiled laws of 1970. It is used to account for monies received by the State and distributed to needy veterans.

Compensated Absences Fund (2980) - This Fund is used to account for future payments of accumulated sick pay of County employees under the sick days/short and long-term disability plan. This fund is also used to accrue vacation pay.

**COUNTY OF OTTAWA
2012 BUDGET SUMMARY
SPECIAL REVENUE FUNDS**

FUND NUMBER	FUND NAME	2011 PROJECTED FUND BALANCE	2012 REVENUE/ OPERATING TRANSFERS	2012 EXPENDITURES/ OPERATING TRANSFERS	2012 PROJECTED FUND BALANCE
2081	Parks and Recreation	\$4,001,167	\$3,740,966	\$3,477,831	\$4,264,302
2160	Friend of the Court		3,233,139	3,233,139	
2170	9/30 Judicial Grants	8,929	219,663	219,663	8,929
2210	Health	952,574	8,970,159	8,970,159	952,574
2220	Mental Health	27,051	36,296,356	36,296,356	27,051
2271	Solid Waste Clean-Up	2,495,370	13,699	292,100	2,216,969
2272	Landfill Tipping Fees	941,905	376,500	345,409	972,996
2320	Transportation System		157,569	157,569	
2340	Farmland Preservation	1,200			1,200
2420	Planning Commission				
2430	Brownfield Redevelopment Authority		1,500	1,500	
2444	Infrastructure	1,988,134	26,379	125,000	1,889,513
2450	Public Improvement	3,289,037	400,075	210,875	3,478,237
2550	Homestead Property Tax	32,278	6,777	12,967	26,088
2560	Register of Deeds Technology	430,717	261,757	203,352	489,122
2570	Stabilization	8,269,673			8,269,673
2601	Prosecuting Attorney Grants		208,945	208,945	
2609	Sheriff Grant Programs		54,000	54,000	
2610	Sheriff Contracts	1,241	6,221,799	6,221,799	1,241
2661	Sheriff Road Patrol		339,167	339,167	
2740	Workforce Investment Act (WIA)- Administration	948	425,114	425,114	948
2741	WIA - Youth		1,203,599	1,203,599	
2742	WIA - Adult	511	1,185,636	1,185,636	511
2743	WIA - 6/30 Grant Programs	46,104	1,675,362	1,714,374	7,092
2744	WIA - 12/31 Grant Programs	51,060	129,100	129,100	51,060
2748	WIA - 9/30 Grant Programs	21,371	1,270,000	1,270,000	21,371
2749	WIA - 3/31 Grant Programs		8,834	8,834	
2750	Grant Programs - Pass Thru		30,000	30,000	
2800	Emergency Feeding	18,885	65,000	65,000	18,885
2850	Community Corrections Program	106,694	1,000,339	1,000,339	106,694
2870	Community Action Agency	118,715	453,364	453,364	118,715
2890	Weatherization	4,250	1,518,170	1,518,170	4,250
2901	Department of Human Services	19,773	248,690	248,690	19,773
2920	Child Care - Circuit Court	1,172,093	8,259,354	8,259,354	1,172,093
2921	Child Care-Social Services		1,500	1,500	
2941	Veterans Trust		24,704	24,704	
2970	DB/DC Conversion	4,635,459	22,712		4,658,171
2980	Compensated Absences	3,390,969	94,970	55,000	3,430,939
TOTAL SPECIAL REVENUE FUNDS		\$32,026,108	\$78,144,898	\$77,962,609	\$32,208,397

COUNTY OF OTTAWA

DEBT SERVICE FUND

Building Authority Fund (5692-5695) - This Fund was established to account for the accumulation of resources for payment of principal and interest on bonds issued to finance building projects for the County of Ottawa. Current bonds accounted for in the fund include: 1992-Probate Court/Jail Complex; 1997-Jail addition and Sheriff and Administrative Annex; and 2005 – Holland District Court. A portion of the 1992 bonds were refunded during 1997. The a portion of the 1997 bonds were refunded during 2005. The County issued an additional \$10 million during 2007 for the West Olive/Grand Haven project. Financing is provided by cash rental payments pursuant to lease agreements with the County of Ottawa.

CAPITAL PROJECTS FUND

Building Authority Fund (5692-5695) - This fund was established to account for construction projects of the building authority funded by bond proceeds. In addition to bond proceeds, financing is also provided by interest income, operating transfers from other funds, and occasionally State grants. This fund is accounting for the \$30 million West Olive expansion/Grand Haven renovation project which was completed in 2009. Projects at County park facilities are reported in the Parks and Recreation Fund (Special Revenue Fund 2081).

PERMANENT FUND

Cemetery Trust Fund (1500) - This Fund was established under State statute to care for cemetery plots of specific individuals who have willed monies in trust to the County for perpetual care of their grave sites.

**COUNTY OF OTTAWA
2012 BUDGET SUMMARY**

DEBT SERVICE FUNDS

<u>FUND NUMBER</u>	<u>FUND NAME</u>	<u>2011 PROJECTED FUND BALANCE</u>	<u>2012 REVENUE/ OPERATING TRANSFERS</u>	<u>2012 EXPENDITURES/ OPERATING TRANSFERS</u>	<u>2012 PROJECTED FUND BALANCE</u>
5692 - 5695	Ottawa County Building Authority	\$0	\$2,585,920	\$2,585,920	\$0

CAPITAL PROJECTS FUNDS

<u>FUND NUMBER</u>	<u>FUND NAME</u>	<u>2011 PROJECTED FUND BALANCE</u>	<u>2012 REVENUE/ OPERATING TRANSFERS</u>	<u>2012 EXPENDITURES/ OPERATING TRANSFERS</u>	<u>2012 PROJECTED FUND BALANCE</u>
5692 - 5695	Ottawa County Building Authority	\$0	\$0	\$0	\$0

PERMANENT FUNDS

<u>FUND NUMBER</u>	<u>FUND NAME</u>	<u>2011 PROJECTED FUND BALANCE</u>	<u>2012 REVENUE/ OPERATING TRANSFERS</u>	<u>2012 EXPENDITURES/ OPERATING TRANSFERS</u>	<u>2012 PROJECTED FUND BALANCE</u>
1500	Cemetery Trust	\$5,769	\$20	\$0	\$5,789

COUNTY OF OTTAWA

PROPRIETARY FUNDS

Enterprise Funds are established to account for business-type activities provided to users outside of the Agency. Enterprise funds are designed to cover the costs of the services provided through the fees charged.

Delinquent Tax Revolving Fund (5160) The Delinquent Tax Revolving Fund is used to pay each local governmental unit, including the General Fund, the respective amount of taxes not collected as of March 1 of each year.

Land Bank Authority (5360) – This fund accounts for the operations of the Land Bank Authority (LBA) formed under the provisions of the Michigan Land Bank Fast Track Act, 2003 P.A. 258, 124.751 (the “Land Bank Act”) and the Intergovernmental Agreement by and between the Michigan Land Bank Fast Track Authority and the Treasurer of the County of Ottawa. The LBA obtains property from multiple sources in order to redevelop it and return it to the tax roll of Ottawa County.

Internal Service Funds are established to account for the financing of goods or services provided by one department to other departments of the governmental unit on a cost-reimbursement basis.

Management Information Services Fund (6360) - The Management Information Services Fund is used to account for revenues collected from user departments for service charges to cover the costs incurred in the operation of the department including computer processing time and programming time.

Duplicating Fund (6450) - The Duplicating Fund is used to account for revenues received from user departments and expenses incurred in providing copier services.

Telecommunications Fund (6550) - The Telecommunications Fund is used to account for revenues received from user departments and expenses incurred in providing telephone service.

Equipment Pool Fund (6641) - The Equipment Pool Fund is used to account for revenues collected from user departments for the equipment rental charges to cover the costs incurred to administer the equipment pool fund and depreciation of the equipment.

Protected Self-Funded Insurance Programs Fund (6770) - The Protected Self-Funded Insurance Programs Fund is used to account for the administrative costs associated with managing the self-insured portion of the vehicle protection program, the workers' compensation program, the liability protection program and the property and fire protection program.

COUNTY OF OTTAWA

PROPRIETARY FUNDS (CONTINUED)

Employee Insurance Fund (6771) - The Employee Insurance Fund is used to account for revenues collected from user departments and employees for the payment of costs incurred to administer the health, dental, and vision insurance programs.

Protected Self-Funded Unemployment Fund (6772) - The protected Self-Funded Unemployment Fund is used to account for revenues collected from user departments for the payment of costs incurred to administer the self-funded unemployment insurance program, third party administrative expenses and actual unemployment claims paid.

Long-Term Disability Insurance Fund (6775) - The Long-term Disability Insurance Fund is used to account for revenues collected from user departments for the payment of costs incurred to administer the long-term disability insurance program and insurance premiums paid.

Ottawa County, Michigan Insurance Authority Fund (6780) - The Ottawa County, Michigan Insurance Authority Fund is used to account for insurance coverage and risk management related services to participating public entities pursuant to State of Michigan Act No. 36 of the Public Acts of 1988.

Protected Self-Funded Insurance - Mental Health Fund (6782) - The Protected Self-Funded Insurance - Mental Health Fund is used to account for funds covering risk exposure under the Managed Care Specialty Services Program.

COUNTY OF OTTAWA
2012 BUDGET SUMMARY
OTHER FUNDS

FUND NUMBER	FUND NAME	2011 PROJECTED RETAINED EARNINGS	2012 REVENUE/ OPERATING TRANSFERS	2012 EXPENSES/ OPERATING TRANSFERS	2012 PROJECTED RETAINED EARNINGS
5160	Delinquent Tax Revolving Fund	\$23,586,210	\$2,126,526	\$2,923,279	\$22,789,457
5360	Land Bank Authority	0	1,000	1,000	0
6360	Information Technology	2,755,851	2,817,079	2,934,707	2,638,223
6450	Duplicating	674,895	82,738	87,194	670,439
6550	Telecommunications	3,243,834	550,579	756,924	3,037,489
6641	Equipment Pool	4,615,146	899,198	923,844	4,590,500
6770	Protected Self-Funded Programs	3,731,092	380,570	362,436	3,749,226
6771	Employee Insurance	2,079,066	10,323,462	10,497,194	1,905,334
6772	Protected Self-Funded Unemployment Insurance	576,021	188,229	192,703	571,547
6775	Long Term Disability Insurance	106,900	111,268	113,539	104,629
6780	Ottawa County, Michigan Insurance Authority Fund	\$12,995,695	2,123,720	1,708,132	13,411,283
6782	Protected Self-Funded Insurance - Mental Health	1,667,523	1,000	0	1,668,523
TOTAL OTHER FUNDS		<u>\$56,032,233</u>	<u>\$19,605,369</u>	<u>\$20,500,952</u>	<u>\$55,136,650</u>

COUNTY OF OTTAWA
COMPONENT UNITS BUDGET SUMMARY

FOR THE YEAR ENDED DECEMBER 31, 2012 ¹

	Ottawa County Road Commission (2010)	Ottawa County Central Dispatch Authority (2350)	Ottawa County Drain Commission	Ottawa County Public Utilities System	2012 Total Component Units
Revenues:					
Intergovernmental revenues	\$26,300,000	\$4,718,295			\$31,018,295
Charges for services			\$5,190,986	\$28,000,000	33,190,986
Interest on investments	50,000	15,000	29,414	100,000	194,414
Other	120,000	47,270		50,000	217,270
Total revenues	<u>26,470,000</u>	<u>4,780,565</u>	<u>5,220,400</u>	<u>28,150,000</u>	<u>64,620,965</u>
Expenditures:					
Current operations:					
General government					
Public safety		4,092,520			4,092,520
Public works	28,160,000		1,720,000	16,779,000	46,659,000
Capital Projects			5,500,000	11,848,243	17,348,243
Debt service:					
Principal					
Interest and fiscal charges			1,367,267	5,893,000	7,260,267
			71,904	5,328,000	5,399,904
Total expenditures	<u>28,160,000</u>	<u>4,092,520</u>	<u>8,659,171</u>	<u>39,848,243</u>	<u>80,759,934</u>
Revenues over (under) expenditures	<u>(1,690,000)</u>	<u>688,045</u>	<u>(3,438,771)</u>	<u>(11,698,243)</u>	<u>(16,138,969)</u>
Other financing sources (uses):					
General obligation bond proceeds					
			3,500,000		3,500,000
Total other financing sources (uses)			<u>3,500,000</u>		<u>3,500,000</u>
Revenues and other financing sources over (under) expenditures and other financing uses	<u>(1,690,000)</u>	<u>688,045</u>	<u>61,229</u>	<u>(11,698,243)</u>	<u>(12,638,969)</u>
Estimated fund balances, beginning of year,	<u>8,868,801</u>	<u>7,376,989</u>	<u>1,102,081</u>	<u>22,000,000</u>	<u>39,347,871</u>
Estimated fund balances, end of year	<u><u>\$7,178,801</u></u>	<u><u>\$8,065,034</u></u>	<u><u>\$1,163,310</u></u>	<u><u>\$10,301,757</u></u>	<u><u>\$26,708,902</u></u>

¹ The budget for the Ottawa County Road Commission is based on its fiscal year of September 30, 2012.

County of Ottawa
Budget Summary
Budget Year Ending December 31, 2012

General Fund (1010)	Prior Year Actual 12/31/2010	Current Year Estimated 12/31/2011	Recommended Budget 2012
Revenues:			
Taxes	\$39,169,886	\$38,250,463	\$37,722,173
Intergovernmental Revenue	4,741,106	10,226,348	6,810,310
Charges for Services	6,413,243	9,946,877	11,827,618
Fines and Forfeits	1,051,277	1,110,218	1,066,600
Interest on Investments	367,273	469,160	151,360
Rental	2,916,852	3,016,942	3,244,547
Licenses and Permits	222,794	394,380	270,000
Other Revenue	569,966	643,123	416,867
Total Revenues	55,452,397	64,057,511	61,509,475
Expenditures:			
Legislative	486,009	433,886	466,020
Judicial	9,732,554	10,112,106	11,029,283
General Government	12,264,139	14,741,874	15,752,982
Public Safety	23,753,784	23,532,263	23,135,253
Public Works	344,229	227,308	747,800
Health & Welfare	1,533,676	871,817	908,436
Community & Economic Development	575,050	645,800	753,537
Other	225,829	276,389	623,474
Total Expenditures	48,915,270	50,841,443	53,416,785
Revenue Over (Under) Expenditures	6,537,127	13,216,068	8,092,690
Operating Transfers In (Out)	(5,270,583)	(10,285,315)	(9,445,032)
Revenue & Other Sources Over (Under) Expenditures & Other Uses	<u>\$1,266,544</u>		
Budgeted Net Revenues (Expenditures)			(1,352,342) ²
Current Estimated Revenues Over (Under) Expenditures		2,930,753 ¹	
Fund Balance, Beginning of Year		17,979,501	20,910,254
Projected Fund Balance, End of Year		<u>\$20,910,254</u>	<u>\$19,557,912</u>

1 The 2011 estimate for General Fund includes committed fund balance use of \$1,001,860, mostly for the operating transfer to the DB/DC Conversion fund. In addition, \$46,500 of the Red Pine Timber committed fund balance has been used for the Parks Marne Bog. Anticipated contributions to committed fund balance include \$44,318 in net tower rental collections, \$17,021 representing 10% of revenue from the utility rebate analysis, and other various additions and subtractions. The anticipated increase in the General Fund unassigned fund balance is just over \$3.9 million..

2 The budgeted change in fund balance for 2012 is a decrease of \$1.35 million. Based on prior Board actions, \$117,671 will be added to committed fund balance. The 2012 budget includes the use of \$932,496 in committed fund balance: \$689,000 committed from 2010 revenues over expenditures, \$145,000 from committed fund balance for buildings to fund roofs on two County facilities, \$98,500 from other commitments, mainly for planning studies. Consequently, the operating shortfall is actually \$537,000. However, even if the General Fund uses the full \$537,000, the County will still be in compliance with its policy to maintain an unassigned fund balance in the General Fund of 10% - 15% of the most recently completed audited figures. Currently, unassigned fund balance is at 15 percent.

County of Ottawa
Budget Summary
Budget Year Ending December 31, 2012

Special Revenue	Prior Year	Current Year	Recommended
<u>Parks & Recreation (2081)</u>	Actual	Estimated	Budget
	<u>12/31/2010</u>	<u>12/31/2011</u>	<u>2012</u>
Revenues:			
Taxes	\$3,171,884	\$3,030,563	\$2,974,049
Intergovernmental Revenue	296,116	1,624,400	317,600
Charges for Services	406,044	364,060	371,460
Fines and Forfeits			
Interest on Investments	75,984	43,644	19,357
Rental	68,081	72,515	53,500
Licenses and Permits			
Other Revenue	237,089	522,167	5,000
Total Revenues	<u>4,255,198</u>	<u>5,657,349</u>	<u>3,740,966</u>
Expenditures:			
Judicial			
General Government			
Public Safety			
Public Works			
Health & Welfare			
Culture & Recreation	3,834,249	7,091,292	3,477,831
Other			
Total Expenditures	<u>3,834,249</u>	<u>7,091,292</u>	<u>3,477,831</u>
Revenue Over (Under) Expenditures	420,949	(1,433,943)	263,135
Operating Transfers In (Out)		46,500	
Revenue & Other Sources Over (Under) Expenditures & Other Uses	<u>\$420,949</u>		
Budgeted Net Revenues (Expenditures)			263,135
Current Estimated Revenues Over (Under) Expenditures		(1,387,443)	
Fund Balance, Beginning of Year		5,388,610	4,001,167
Projected Fund Balance, End of Year		<u>\$4,001,167</u>	<u>\$4,264,302</u>

Changes in fund balance in this fund can vary substantially from year to year depending on the land acquisition and capital improvement projects planned for the year. 2011 reflects significant fund balance use for this reason. At this point, very few capital projects are planned for 2012.

County of Ottawa
Budget Summary
Budget Year Ending September 30, 2012

Special Revenue	Prior Year	Current Year	Recommended
<u>Friend of the Court (2160)</u>	Actual	Estimated	Budget
	<u>9/30/2010</u>	<u>9/30/2011</u>	<u>2012</u>
Revenues:			
Intergovernmental Revenue	\$2,023,467	\$2,012,112	\$1,982,676
Charges for Services	298,081	388,950	403,060
Fines and Forfeits			
Interest on Investments			
Rental			
Licenses and Permits			
Other Revenue			
Total Revenues	<u>2,321,548</u>	<u>2,401,062</u>	<u>2,385,736</u>
Expenditures:			
Judicial	3,057,775	3,160,793	3,233,139
General Government			
Public Safety			
Public Works			
Health & Welfare			
Culture & Recreation			
Other			
Total Expenditures	<u>3,057,775</u>	<u>3,160,793</u>	<u>3,233,139</u>
Revenue Over (Under) Expenditures	(736,227)	(759,731)	(847,403)
Operating Transfers In (Out)	<u>546,235</u>	<u>759,731</u>	<u>847,403</u>
Revenue & Other Sources Over (Under) Expenditures & Other Uses	<u>(\$189,992)</u>		
Budgeted Net Revenues (Expenditures)			
Current Estimated Revenues Over (Under) Expenditures			
Fund Balance, Beginning of Year		<u> </u>	<u> </u>
Projected Fund Balance, End of Year		<u>None</u>	<u>None</u>

County of Ottawa
Budget Summary
Budget Year Ending September 30, 2012

Special Revenue	Prior Year	Current Year	Recommended
<u>9/30 Judicial Grants (2170)</u>	Actual	Estimated	Budget
	<u>9/30/2010</u>	<u>9/30/2011</u>	<u>2012</u>
Revenues:			
Intergovernmental Revenue	\$211,989	\$371,500	\$144,939
Charges for Services		24,000	25,000
Fines and Forfeits			
Interest on Investments			
Rental			
Licenses and Permits			
Other Revenue	4,125		
Total Revenues	<u>216,114</u>	<u>395,500</u>	<u>169,939</u>
Expenditures:			
Judicial	287,524	449,786	219,663
General Government			
Public Safety			
Public Works			
Health & Welfare			
Culture & Recreation			
Other			
Total Expenditures	<u>287,524</u>	<u>449,786</u>	<u>219,663</u>
Revenue Over (Under) Expenditures	(71,410)	(54,286)	(49,724)
Operating Transfers In (Out)	<u>73,827</u>	<u>55,784</u>	<u>49,724</u>
Revenue & Other Sources Over (Under)			
Expenditures & Other Uses	<u>\$2,417</u>		
Budgeted Net Revenues (Expenditures)			
Current Estimated Revenues Over (Under) Expenditures		1,498	
Fund Balance, Beginning of Year		<u>7,431</u>	<u>8,929</u>
Projected Fund Balance, End of Year		<u><u>\$8,929</u></u>	<u><u>\$8,929</u></u>

County of Ottawa
Budget Summary
Budget Year Ending September 30, 2012

Special Revenue	Prior Year	Current Year	Recommended
<u>Health (2210)</u>	Actual	Estimated	Budget
	9/30/2010	9/30/2011	2012
Revenues:			
Intergovernmental Revenue	\$4,392,368	\$4,761,928	\$3,587,891
Charges for Services	611,694	637,698	629,473
Fines and Forfeits			
Interest on Investments			
Rental			
Licenses and Permits	459,368	528,741	555,676
Other Revenue	241,947	185,478	194,963
Total Revenues	5,705,377	6,113,845	4,968,003
Expenditures:			
Judicial			
General Government			
Public Safety			
Public Works			
Health & Welfare	9,243,028	8,904,039	8,970,159
Culture & Recreation			
Other			
Total Expenditures	9,243,028	8,904,039	8,970,159
Revenue Over (Under) Expenditures	(3,537,651)	(2,790,194)	(4,002,156)
Operating Transfers In (Out)	3,537,651	2,790,194	4,002,156
Revenue & Other Sources Over (Under) Expenditures & Other Uses	(3,537,651)	(2,790,194)	(4,002,156)
Budgeted Net Revenues (Expenditures)			
Current Estimated Revenues Over (Under) Expenditures			
Fund Balance, Beginning of Year		952,574	952,574
Projected Fund Balance, End of Year		\$952,574	\$952,574

County of Ottawa
Budget Summary
Budget Year Ending September 30, 2012

Special Revenue	Prior Year	Current Year	Recommended
<u>Mental Health (2220)</u>	Actual	Estimated	Budget
	9/30/2010	9/30/2011	2012
Revenues:			
Intergovernmental Revenue	\$31,335,602	\$33,141,777	\$35,160,089
Charges for Services	612,714	435,747	403,700
Fines and Forfeits			
Interest on Investments	33,969	36,000	36,000
Rental	135,801	96,323	56,506
Licenses and Permits			
Other Revenue	157,387	74,421	76,953
Total Revenues	32,275,473	33,784,268	35,733,248
Expenditures:			
Judicial			
General Government			
Public Safety			
Public Works			
Health & Welfare	33,040,279	34,426,316	36,296,356
Culture & Recreation			
Other			
Total Expenditures	33,040,279	34,426,316	36,296,356
Revenue Over (Under) Expenditures	(764,806)	(642,048)	(563,108)
Operating Transfers In (Out)	722,178	563,108	563,108
Revenue & Other Sources Over (Under) Expenditures & Other Uses	(\$42,628)		
Budgeted Net Revenues (Expenditures)			
Current Estimated Revenues Over (Under) Expenditures		(78,940)	
Fund Balance, Beginning of Year		105,991	27,051
Projected Fund Balance, End of Year		\$27,051	\$27,051

In 2011, Community Mental Health anticipates using fund balance for matching State funds for the programs requiring a 10% local match, primarily institutional costs and prevention services.

County of Ottawa
Budget Summary
Budget Year Ending December 31, 2012

Special Revenue	Prior Year	Current Year	Recommended
<u>Solid Waste Clean - Up (2271)</u>	Actual	Estimated	Budget
Revenues:	12/31/2010	12/31/2011	2012
Intergovernmental Revenue			
Charges for Services			
Fines and Forfeits			
Interest on Investments	\$41,126	\$32,655	\$13,699
Rental			
Licenses and Permits			
Other Revenue			
Total Revenues	<u>41,126</u>	<u>32,655</u>	<u>13,699</u>
Expenditures:			
Judicial			
General Government			
Public Safety			
Public Works	450,939	618,905	292,100
Health & Welfare			
Culture & Recreation			
Other			
Total Expenditures	<u>450,939</u>	<u>618,905</u>	<u>292,100</u>
Revenue Over (Under) Expenditures	(409,813)	(586,250)	(278,401)
Operating Transfers In (Out)			
Revenue & Other Sources Over (Under) Expenditures & Other Uses	<u>(\$409,813)</u>		
Budgeted Net Revenues (Expenditures)			(278,401)
Current Estimated Revenues Over (Under) Expenditures		(586,250)	
Fund Balance, Beginning of Year		<u>3,081,620</u>	<u>2,495,370</u>
Projected Fund Balance, End of Year		<u>\$2,495,370</u>	<u>\$2,216,969</u>

*The 2011 estimate reflects the completion of upgrades to the water and purge system at the landfill which began in 2006.
The 2012 budgeted fund balance use is for operations.*

County of Ottawa
Budget Summary
Budget Year Ending December 31, 2012

Special Revenue	Prior Year Actual 12/31/2010	Current Year Estimated 12/31/2011	Recommended Budget 2012
<u>Landfill Tipping Fees (2272)</u>			
Revenues:			
Intergovernmental Revenue			
Charges for Services	\$327,084	\$345,000	\$345,000
Fines and Forfeits			
Interest on Investments			
Rental			
Licenses and Permits			
Other Revenue	27,077	31,500	31,500
Total Revenues	354,161	376,500	376,500
Expenditures:			
Judicial			
General Government			
Public Safety			
Public Works	371,059	366,958	345,409
Health & Welfare			
Culture & Recreation			
Other			
Total Expenditures	371,059	366,958	345,409
Revenue Over (Under) Expenditures	(16,898)	9,542	31,091
Operating Transfers In (Out)			
Revenue & Other Sources Over (Under) Expenditures & Other Uses	(\$16,898)		
Budgeted Net Revenues (Expenditures)			31,091
Current Estimated Revenues Over (Under) Expenditures		9,542	
Fund Balance, Beginning of Year		932,363	941,905
Projected Fund Balance, End of Year		\$941,905	\$972,996

Revenues vary depending on the actions of Waste Management. The County has reduced costs to better match revenues.

County of Ottawa
Budget Summary
Budget Year Ending September 30, 2012

Special Revenue	Prior Year	Current Year	Recommended
<u>Transportation System (2320)</u>	Actual	Estimated	Budget
	9/30/2010	9/30/2011	2012
Revenues:			
Intergovernmental Revenue	\$157,569	\$157,569	\$157,569
Charges for Services			
Fines and Forfeits			
Interest on Investments			
Rental			
Licenses and Permits			
Other Revenue			
Total Revenues	157,569	157,569	157,569
Expenditures:			
Judicial			
General Government			
Public Safety			
Public Works	157,569	157,569	157,569
Health & Welfare			
Culture & Recreation			
Other			
Total Expenditures	157,569	157,569	157,569
Revenue Over (Under) Expenditures			
Operating Transfers In (Out)		(25,787)	
Revenue & Other Sources Over (Under) Expenditures & Other Uses			
Budgeted Net Revenues (Expenditures)			
Current Estimated Revenues Over (Under) Expenditures		(25,787)	
Fund Balance, Beginning of Year		25,787	
Projected Fund Balance, End of Year		None	None

County of Ottawa
Budget Summary
Budget Year Ending December 31, 2012

	Prior Year Actual 12/31/2010	Current Year Estimated 12/31/2011	Recommended Budget 2012
Special Revenue			
<u>Farmland Preservation (2340)</u>			
Revenues:			
Taxes			
Intergovernmental Revenue			
Charges for Services			
Fines and Forfeits			
Interest on Investments			
Rental			
Licenses and Permits			
Other Revenue	\$1,000	\$200	
Total Revenues	1,000	200	
Expenditures:			
Legislative			
Judicial			
General Government			
Public Safety			
Public Works			
Health & Welfare			
Community and Economic Development			
Culture & Recreation			
Other			
Total Expenditures			
Revenue Over (Under) Expenditures	1,000	200	
Operating Transfers In (Out)			
Revenue & Other Sources Over (Under) Expenditures & Other Uses	\$1,000		
Budgeted Net Revenues (Expenditures)			
Current Estimated Revenues Over (Under) Expenditures		200	
Fund Balance, Beginning of Year		1,000	1,200
Projected Fund Balance, End of Year		\$1,200	\$1,200

County of Ottawa
Budget Summary
Budget Year Ending December 31, 2012

	Prior Year Actual 12/31/2010	Current Year Estimated 12/31/2011	Recommended Budget 2012
Special Revenue			
<u>Planning Commission (2420)</u>			
Revenues:			
Intergovernmental Revenue			
Charges for Services			
Interest on Investments			
Rental			
Other Revenue			
Total Revenues			
Expenditures:			
Judicial			
General Government			
Public Safety			
Public Works			
Health & Welfare			
Community and Economic Development	4,466		
Culture & Recreation			
Other			
Total Expenditures	4,466		
Revenue Over (Under) Expenditures	(4,466)		
Operating Transfers In (Out)	(185,758)		
Revenue & Other Sources Over (Under) Expenditures & Other Uses	(\$190,224)		
Budgeted Net Revenues (Expenditures)			
Current Estimated Revenues Over (Under) Expenditures			
Fund Balance, Beginning of Year			
Projected Fund Balance, End of Year		Closed	Closed

This fund was closed at 12/31/10 in connection with the implementation of GASB statement 54. The activity in this fund is now recorded in the General Fund.

County of Ottawa
Budget Summary
Budget Year Ending December 31, 2012

Special Revenue	Prior Year	Current Year	Recommended
Brownfield Redevelopment	Actual	Estimated	Budget
<u>Authority (2430)</u>	<u>12/31/2010</u>	<u>12/31/2011</u>	<u>2012</u>
Revenues:			
Intergovernmental Revenue			
Charges for Services		\$1,500	\$1,500
Interest on Investments			
Rental			
Licenses and Permits			
Other Revenue			
Total Revenues		1,500	1,500
Expenditures:			
Judicial			
General Government			
Public Safety			
Public Works			
Health & Welfare			
Community & Economic Development		1,500	1,500
Capital Projects			
Total Expenditures		1,500	1,500
Revenue Over (Under) Expenditures			
Operating Transfers In (Out)			
Revenue & Other Sources Over (Under) Expenditures & Other Uses			
Budgeted Net Revenues (Expenditures)			
Current Estimated Revenues Over (Under) Expenditures			
Fund Balance, Beginning of Year			
Projected Fund Balance, End of Year		None	None

County of Ottawa
Budget Summary
Budget Year Ending December 31, 2012

	Prior Year Actual 12/31/2010	Current Year Estimated 12/31/2011	Recommended Budget 2012
Special Revenue			
<u>Infrastructure (2444)</u>			
Revenues:			
Intergovernmental Revenue			
Charges for Services			
Fines and Forfeits			
Interest on Investments	\$46,613	\$40,870	\$26,379
Rental			
Other Revenue			
Total Revenues	46,613	40,870	26,379
Expenditures:			
Judicial			
General Government			
Public Safety			
Public Works			
Health & Welfare			
Community & Economic Development			
Capital Projects			
Total Expenditures			
Revenue Over (Under) Expenditures	46,613	40,870	26,379
Operating Transfers In (Out)	(125,000)	(525,000)	(125,000)
Revenue & Other Sources Over (Under) Expenditures & Other Uses	(\$78,387)		
Budgeted Net Revenues (Expenditures)			(98,621)
Current Estimated Revenues Over (Under) Expenditures		(484,130)	
Fund Balance, Beginning of Year		2,472,264	1,988,134
Projected Fund Balance, End of Year		\$1,988,134	\$1,889,513

The purpose of this fund is to loan money to municipalities within Ottawa County for infrastructure projects which are recorded as assets. In addition, the fund contributes to debt service payments on the Fillmore Street/Grand Haven project. The 2011 fund balance usage reflects the transfer of \$400,000 to the DB/DC Conversion fund.

County of Ottawa
Budget Summary
Budget Year Ending December 31, 2012

Special Revenue	Prior Year	Current Year	Recommended
<u>Public Improvement (2450)</u>	Actual	Estimated	Budget
	12/31/2010	12/31/2011	2012
Revenues:			
Intergovernmental Revenue			
Charges for Services			
Fines and Forfeits			
Interest on Investments	\$39,217	\$33,297	\$16,873
Rental	379,751	383,723	383,202
Licenses and Permits			
Other Revenue	2,050		
Total Revenues	421,018	417,020	400,075
Expenditures:			
Judicial			
General Government	5,385	202,700	22,800
Public Safety			
Public Works			
Health & Welfare			
Culture & Recreation			
Capital Projects			
Total Expenditures	5,385	202,700	22,800
Revenue Over (Under) Expenditures	415,633	214,320	377,275
Operating Transfers In (Out)	(186,900)	(187,875)	(188,075)
Revenue & Other Sources Over (Under)			
Expenditures & Other Uses	\$228,733		
Budgeted Net Revenues (Expenditures)			189,200
Current Estimated Revenues Over (Under) Expenditures		26,445	
Fund Balance, Beginning of Year		3,262,592	3,289,037
Projected Fund Balance, End of Year		\$3,289,037	\$3,478,237

The fund balance usage will vary depending on the capital construction projects underway and/or planned (see also the capital construction schedule). Fund balance is expected to increase in 2011 and 2012 because there are no capital projects planned that will use the rent revenue. The 2012 budget reflects the continued redistribution of \$300,000 in revenue to the General Fund for operations.

County of Ottawa
Budget Summary
Budget Year Ending December 31, 2012

Special Revenue	Prior Year Actual 12/31/2010	Current Year Estimated 12/31/2011	Recommended Budget 2012
<u>Homestead Property Tax (2550)</u>			
Revenues:			
Taxes	\$6,917	\$6,500	\$6,500
Intergovernmental Revenue			
Charges for Services			
Fines and Forfeits			
Interest on Investments	648	791	277
Rental			
Licenses and Permits			
Other Revenue			
Total Revenues	7,565	7,291	6,777
Expenditures:			
Legislative			
Judicial			
General Government	59,952	24,368	12,967
Public Safety			
Public Works			
Health & Welfare			
Culture & Recreation			
Capital Projects			
Total Expenditures	59,952	24,368	12,967
Revenue Over (Under) Expenditures	(52,387)	(17,077)	(6,190)
Operating Transfers In (Out)	65,748	(32,282)	
Proceeds from Capital Lease	35,995		
Revenue & Other Sources Over (Under) Expenditures & Other Uses	\$49,356		
Budgeted Net Revenues (Expenditures)			(6,190)
Current Estimated Revenues Over (Under) Expenditures		(49,359)	
Fund Balance, Beginning of Year		81,637	32,278
Projected Fund Balance, End of Year		\$32,278	\$26,088

The fund balance is decreasing in 2011 and 2012 to reflect the payment for the BS & A software upgrade and a transfer of \$32,000 to the General Fund in 2011 as required by law.

County of Ottawa
Budget Summary
Budget Year Ending December 31, 2012

Special Revenue	Prior Year	Current Year	Recommended
Register of Deeds	Actual	Estimated	Budget
<u>Automation Fund (2560)</u>	<u>12/31/2010</u>	<u>12/31/2011</u>	<u>2012</u>
Revenues:			
Intergovernmental Revenue			
Charges for Services	\$246,127	\$253,000	\$259,450
Fines and Forfeits			
Interest on Investments	4,649	4,887	2,307
Rental			
Licenses and Permits			
Other Revenue		230	
Total Revenues	<u>\$250,776</u>	<u>258,117</u>	<u>261,757</u>
Expenditures:			
Judicial			
General Government	266,779	233,296	203,352
Public Safety			
Public Works			
Health & Welfare			
Culture & Recreation			
Other			
Total Expenditures	<u>\$266,779</u>	<u>233,296</u>	<u>203,352</u>
Revenue Over (Under) Expenditures	(16,003)	24,821	58,405
Proceeds from Capital Lease			
Revenue & Other Sources Over (Under) Expenditures & Other Uses	<u>(\$16,003)</u>		
Budgeted Net Revenues (Expenditures)			58,405
Current Estimated Revenues Over (Under) Expenditures		24,821	
Fund Balance, Beginning of Year		<u>405,896</u>	<u>430,717</u>
Projected Fund Balance, End of Year		<u>\$430,717</u>	<u>\$489,122</u>

The fund balance use in 2010 reflects the remaining payment for the Land Records software. In 2011 and 2012, the fund will again accumulate fund balance to pay for technology upgrades in the future (pursuant to Public Act 698 of 2002).

County of Ottawa
Budget Summary
Budget Year Ending December 31, 2012

Special Revenue	Prior Year	Current Year	Recommended
<u>Stabilization (2570)</u>	Actual	Estimated	Budget
	<u>12/31/2010</u>	<u>12/31/2011</u>	<u>2012</u>
Revenues:			
Intergovernmental Revenue			
Charges for Services			
Fines and Forfeits			
Interest on Investments			
Rental			
Licenses and Permits			
Other Revenue			
Total Revenues			
Expenditures:			
Judicial			
General Government			
Public Safety			
Public Works			
Health & Welfare			
Culture & Recreation			
Other			
Total Expenditures			
Revenue Over (Under) Expenditures			
Operating Transfers In (Out)			
Revenue & Other Sources Over (Under) Expenditures & Other Uses			
Budgeted Net Revenues (Expenditures)			
Current Estimated Revenues Over (Under) Expenditures			
Fund Balance, Beginning of Year		8,269,673	8,269,673
Projected Fund Balance, End of Year		<u>8,269,673</u>	<u>8,269,673</u>

County of Ottawa
Budget Summary
Budget Year Ending September 30, 2012

Special Revenue	Prior Year	Current Year	Recommended
<u>Prosecuting Attorney Grants (2601)</u>	Actual	Estimated	Budget
	9/30/2010	9/30/2011	2012
Revenues:			
Intergovernmental Revenue	\$144,000	\$140,400	\$140,400
Charges for Services			
Fines and Forfeits			
Interest on Investments			
Rental			
Licenses and Permits			
Other Revenue	500	360	588
Total Revenues	144,500	140,760	140,988
Expenditures:			
Judicial			
General Government	212,427	211,581	208,945
Public Safety			
Public Works			
Health & Welfare			
Culture & Recreation			
Other			
Total Expenditures	212,427	211,581	208,945
Revenue Over (Under) Expenditures	(67,927)	(70,821)	(67,957)
Operating Transfers In (Out)	67,927	45,729	67,957
Revenue & Other Sources Over (Under) Expenditures & Other Uses	-	-	-
Budgeted Net Revenues (Expenditures)			
Current Estimated Revenues Over (Under) Expenditures		(25,092)	
Fund Balance, Beginning of Year		25,092	-
Projected Fund Balance, End of Year		None	None

In September of 2011, the Board voted to transfer the fund balance in this fund to the DB/DC Conversion fund.

County of Ottawa
Budget Summary
Budget Year Ending September 30, 2012

Special Revenue	Prior Year	Current Year	Recommended
<u>Sheriff Grant Programs (2609)</u>	Actual	Estimated	Budget
	<u>9/30/2010</u>	<u>9/30/2011</u>	<u>2012</u>
Revenues:			
Intergovernmental Revenue	\$305,823	\$451,508	\$54,000
Charges for Services			
Fines and Forfeits			
Interest on Investments			
Rental			
Licenses and Permits			
Other Revenue			
Total Revenues	<u>305,823</u>	<u>451,508</u>	<u>54,000</u>
Expenditures:			
Judicial			
General Government			
Public Safety	320,068	451,508	54,000
Public Works			
Health & Welfare			
Culture & Recreation			
Other			
Total Expenditures	<u>320,068</u>	<u>451,508</u>	<u>54,000</u>
Revenue Over (Under) Expenditures	(14,245)		
Operating Transfers In (Out)	<u>14,245</u>		
Revenue & Other Sources Over (Under) Expenditures & Other Uses	<u><u> </u></u>		
Budgeted Net Revenues (Expenditures)			
Current Estimated Revenues Over (Under) Expenditures			
Fund Balance, Beginning of Year		<u> </u>	<u> </u>
Projected Fund Balance, End of Year		<u><u>None</u></u>	<u><u>None</u></u>

County of Ottawa
Budget Summary
Budget Year Ending September 30, 2012

Special Revenue	Prior Year	Current Year	Recommended
<u>Sheriff Contracts (2610)</u>	Actual	Estimated	Budget
	<u>9/30/2010</u>	<u>9/30/2011</u>	<u>2012</u>
Revenues:			
Intergovernmental Revenue	\$4,189,686	\$4,357,093	\$5,873,498
Charges for Services			
Fines and Forfeits			
Interest on Investments			
Rental			
Licenses and Permits			
Other Revenue	5,081	1,500	
Total Revenues	<u>4,194,767</u>	<u>4,358,593</u>	<u>5,873,498</u>
Expenditures:			
Judicial			
General Government			
Public Safety	4,404,570	4,593,823	6,221,799
Public Works			
Health & Welfare			
Culture & Recreation			
Other			
Total Expenditures	<u>4,404,570</u>	<u>4,593,823</u>	<u>6,221,799</u>
Revenue Over (Under) Expenditures	(209,803)	(235,230)	(348,301)
Operating Transfers In (Out)	<u>209,803</u>	<u>235,230</u>	<u>348,301</u>
Revenue & Other Sources Over (Under) Expenditures & Other Uses	<u><u> </u></u>	<u><u> </u></u>	<u><u> </u></u>
Budgeted Net Revenues (Expenditures)			
Current Estimated Revenues Over (Under) Expenditures			
Fund Balance, Beginning of Year		<u>1,241</u>	<u>1,241</u>
Projected Fund Balance, End of Year		<u><u>\$1,241</u></u>	<u><u>\$1,241</u></u>

County of Ottawa
Budget Summary
Budget Year Ending September 30, 2012

Special Revenue	Prior Year	Current Year	Recommended
<u>Sheriff Road Patrol (2661)</u>	Actual	Estimated	Budget
	9/30/2010	9/30/2011	2012
Revenues:			
Intergovernmental Revenue	\$215,491	\$190,700	\$171,630
Charges for Services			
Fines and Forfeits			
Interest on Investments			
Rental			
Licenses and Permits			
Other Revenue			
Total Revenues	215,491	190,700	171,630
Expenditures:			
Judicial			
General Government			
Public Safety	326,621	330,321	339,167
Public Works			
Health & Welfare			
Culture & Recreation			
Other			
Total Expenditures	326,621	330,321	339,167
Revenue Over (Under) Expenditures	(111,130)	(139,621)	(167,537)
Operating Transfers In (Out)	111,130	139,621	167,537
Revenue & Other Sources Over (Under) Expenditures & Other Uses			
Budgeted Net Revenues (Expenditures)			
Current Estimated Revenues Over (Under) Expenditures			
Fund Balance, Beginning of Year			
Projected Fund Balance, End of Year		None	None

County of Ottawa
Budget Summary
Budget Year Ending December 31, 2012

Special Revenue	Prior Year	Current Year	Recommended
<u>Law Library (2690)</u>	Actual	Estimated	Budget
	12/31/2010	12/31/2011	2012
Revenues:			
Intergovernmental Revenue			
Charges for Services			
Fines and Forfeits	\$8,500		
Interest on Investments			
Rental			
Licenses and Permits			
Other Revenue			
Total Revenues	8,500		
Expenditures:			
Judicial	28,177		
General Government			
Public Safety			
Public Works			
Health & Welfare			
Culture & Recreation			
Other			
Total Expenditures	28,177		
Revenue Over (Under) Expenditures	(19,677)		
Operating Transfers In (Out)	(37,502)		
Revenue & Other Sources Over (Under) Expenditures & Other Uses	(\$57,179)		
Budgeted Net Revenues (Expenditures)			
Current Estimated Revenues Over (Under) Expenditures			
Fund Balance, Beginning of Year			
Projected Fund Balance, End of Year		<u>Closed</u>	<u>Closed</u>

This fund was closed at 12/31/10 in connection with the implementation of GASB statement 54. The activity in this fund is now recorded in the General Fund.

County of Ottawa
Budget Summary
Budget Year Ending June 30, 2012

Special Revenue	Prior Year	Current Year	Recommended
Workforce Investment Act -	Actual	Estimated	Budget
<u>Administration (2740)</u>	<u>6/30/2010</u>	<u>6/30/2011</u>	<u>2012</u>
Revenues:			
Intergovernmental Revenue	\$404,101	\$694,075	\$425,114
Charges for Services			
Fines and Forfeits			
Interest on Investments			
Rental			
Licenses and Permits			
Other Revenue			
Total Revenues	<u>404,101</u>	<u>694,075</u>	<u>425,114</u>
Expenditures:			
Judicial			
General Government			
Public Safety			
Public Works			
Health & Welfare	404,101	694,075	425,114
Culture & Recreation			
Other			
Total Expenditures	<u>404,101</u>	<u>694,075</u>	<u>425,114</u>
Revenue Over (Under) Expenditures			
Operating Transfers In (Out)			
Revenue & Other Sources Over (Under)			
Expenditures & Other Uses			
Budgeted Net Revenues (Expenditures)			
Current Estimated Revenues Over (Under) Expenditures			
Fund Balance, Beginning of Year		<u>948</u>	<u>948</u>
Projected Fund Balance, End of Year		<u><u>\$948</u></u>	<u><u>\$948</u></u>

County of Ottawa

Budget Summary

Budget Year Ending June 30, 2012

Special Revenue	Prior Year	Current Year	Recommended
Workforce Investment Act -	Actual	Estimated	Budget
<u>Youth (2741)</u>	<u>6/30/2010</u>	<u>6/30/2011</u>	<u>2012</u>
Revenues:			
Intergovernmental Revenue	\$1,995,691	\$1,081,427	\$1,203,599
Charges for Services			
Fines and Forfeits			
Interest on Investments			
Rental			
Licenses and Permits			
Other Revenue			
Total Revenues	1,995,691	1,081,427	1,203,599
Expenditures:			
Judicial			
General Government			
Public Safety			
Public Works			
Health & Welfare	1,995,691	1,081,427	1,203,599
Culture & Recreation			
Other			
Total Expenditures	1,995,691	1,081,427	1,203,599
Revenue Over (Under) Expenditures			
Operating Transfers In (Out)			
Revenue & Other Sources Over (Under)			
Expenditures & Other Uses			
Budgeted Net Revenues (Expenditures)			
Current Estimated Revenues Over (Under) Expenditures			
Fund Balance, Beginning of Year			
Projected Fund Balance, End of Year		None	None

County of Ottawa

Budget Summary

Budget Year Ending June 30, 2012

Special Revenue	Prior Year	Current Year	Recommended
Workforce Investment Act -	Actual	Estimated	Budget
<u>Adult (2742)</u>	<u>6/30/2010</u>	<u>6/30/2011</u>	<u>2012</u>
Revenues:			
Intergovernmental Revenue	\$945,072	\$818,203	\$1,185,636
Charges for Services			
Fines and Forfeits			
Interest on Investments			
Rental			
Licenses and Permits			
Other Revenue			
Total Revenues	945,072	818,203	1,185,636
Expenditures:			
Judicial			
General Government			
Public Safety			
Public Works			
Health & Welfare	945,072	818,203	1,185,636
Culture & Recreation			
Other			
Total Expenditures	945,072	818,203	1,185,636
Revenue Over (Under) Expenditures			
Operating Transfers In (Out)			
Revenue & Other Sources Over (Under)			
Expenditures & Other Uses			
Budgeted Net Revenues (Expenditures)			
Current Estimated Revenues Over (Under) Expenditures			
Fund Balance, Beginning of Year		511	511
Projected Fund Balance, End of Year		\$511	\$511

County of Ottawa
Budget Summary
Budget Year Ending June 30, 2012

Special Revenue	Prior Year	Current Year	Recommended
Workforce Investment Act -	Actual	Estimated	Budget
<u>6/30 Grant Programs (2743)</u>	<u>6/30/2010</u>	<u>6/30/2011</u>	<u>2012</u>
Revenues:			
Intergovernmental Revenue	\$2,508,651	\$2,821,659	\$1,675,362
Charges for Services			
Fines and Forfeits			
Interest on Investments			
Rental			
Licenses and Permits			
Other Revenue			
Total Revenues	<u>2,508,651</u>	<u>2,821,659</u>	<u>1,675,362</u>
Expenditures:			
Judicial			
General Government			
Public Safety			
Public Works			
Health & Welfare	2,516,582	2,850,064	1,714,374
Culture & Recreation			
Other			
Total Expenditures	<u>2,516,582</u>	<u>2,850,064</u>	<u>1,714,374</u>
Revenue Over (Under) Expenditures	(7,931)	(28,405)	(39,012)
Operating Transfers In (Out)	<u>(9,927)</u>		
Revenue & Other Sources Over (Under)			
Expenditures & Other Uses	<u><u>(\$17,858)</u></u>		
Budgeted Net Revenues (Expenditures)			(39,012)
Current Estimated Revenues Over (Under) Expenditures		(28,405)	
Fund Balance, Beginning of Year		<u>74,509</u>	<u>46,104</u>
Projected Fund Balance, End of Year		<u>\$46,104</u>	<u>\$7,092</u>

Accumulated fund balance from prior years will be used for various strategic planning initiatives in 2011 and 2012.

County of Ottawa

Budget Summary

Budget Year Ending December 31, 2012

Special Revenue	Prior Year	Current Year	Recommended
Workforce Investment Act -	Actual	Estimated	Budget
<u>12/31 Grant Programs (2744)</u>	<u>12/31/2010</u>	<u>12/31/2011</u>	<u>2012</u>
Revenues:			
Intergovernmental Revenue	\$116,947	\$172,455	\$129,100
Charges for Services			
Fines and Forfeits			
Interest on Investments			
Rental			
Licenses and Permits			
Other Revenue	37,483		
Total Revenues	154,430	172,455	129,100
Expenditures:			
Judicial			
General Government			
Public Safety			
Public Works			
Health & Welfare	146,032	172,455	129,100
Culture & Recreation			
Other			
Total Expenditures	146,032	172,455	129,100
Revenue Over (Under) Expenditures	8,398		
Operating Transfers In (Out)			
Revenue & Other Sources Over (Under)			
Expenditures & Other Uses	\$8,398		
Budgeted Net Revenues (Expenditures)			
Current Estimated Revenues Over (Under) Expenditures			
Fund Balance, Beginning of Year		51,060	51,060
Projected Fund Balance, End of Year		\$51,060	\$51,060

County of Ottawa

Budget Summary

Budget Year Ending September 30, 2012

Special Revenue	Prior Year	Current Year	Recommended
Workforce Investment Act -	Actual	Estimated	Budget
<u>9/30 Grant Programs (2748)</u>	<u>9/30/2010</u>	<u>9/30/2011</u>	<u>2012</u>
Revenues:			
Intergovernmental Revenue	\$3,593,546	\$5,386,373	\$1,270,000
Charges for Services			
Fines and Forfeits			
Interest on Investments	71		
Rental			
Licenses and Permits			
Other Revenue			
Total Revenues	3,593,617	5,386,373	1,270,000
Expenditures:			
Judicial			
General Government			
Public Safety			
Public Works			
Health & Welfare	3,605,517	5,387,373	1,270,000
Culture & Recreation			
Other			
Total Expenditures	3,605,517	5,387,373	1,270,000
Revenue Over (Under) Expenditures	(11,900)	(1,000)	
Operating Transfers In (Out)			
Revenue & Other Sources Over (Under)			
Expenditures & Other Uses	(\$11,900)		
Budgeted Net Revenues (Expenditures)			
Current Estimated Revenues Over (Under) Expenditures		(1,000)	
Fund Balance, Beginning of Year		22,371	21,371
Projected Fund Balance, End of Year		\$21,371	\$21,371

County of Ottawa

Budget Summary

Budget Year Ending March 31, 2012

Special Revenue	Prior Year	Current Year	Recommended
Workforce Investment Act -	Actual	Estimated	Budget
<u>3/31 Grant Programs (2749)</u>	<u>3/31/2010</u>	<u>3/31/2011</u>	<u>2012</u>
Revenues:			
Intergovernmental Revenue	\$17,500	\$97,663	\$8,834
Charges for Services			
Fines and Forfeits			
Interest on Investments			
Rental			
Licenses and Permits			
Other Revenue	5,000		
Total Revenues	22,500	97,663	8,834
Expenditures:			
Judicial			
General Government			
Public Safety			
Public Works			
Health & Welfare	22,500	97,663	8,834
Culture & Recreation			
Other			
Total Expenditures	22,500	97,663	8,834
Revenue Over (Under) Expenditures			
Operating Transfers In (Out)			
Revenue & Other Sources Over (Under)			
Expenditures & Other Uses			
Budgeted Net Revenues (Expenditures)			
Current Estimated Revenues Over (Under) Expenditures			
Fund Balance, Beginning of Year			
Projected Fund Balance, End of Year		None	None

County of Ottawa
Budget Summary
Budget Year Ending September 30, 2012

Special Revenue	Prior Year	Current Year	Recommended
<u>Grant Programs - Pass Thru (2750)</u>	Actual 9/30/2010	Estimated 9/30/2011	Budget 2012
Revenues:			
Intergovernmental Revenue	\$1,238,844	\$1,031,564	\$30,000
Charges for Services			
Fines and Forfeits			
Interest on Investments			
Rental			
Licenses and Permits			
Other Revenue			
Total Revenues	1,238,844	1,031,564	30,000
Expenditures:			
Judicial	18,573		
General Government		963,352	30,000
Public Safety	1,247,679	101,776	
Public Works			
Health & Welfare			
Culture & Recreation			
Community & Economic Development			
Other			
Total Expenditures	1,266,252	1,065,128	30,000
Revenue Over (Under) Expenditures	(27,408)	(33,564)	
Operating Transfers In (Out)	27,408	33,564	
Revenue & Other Sources Over (Under) Expenditures & Other Uses			
Budgeted Net Revenues (Expenditures)			
Current Estimated Revenues Over (Under) Expenditures			
Fund Balance, Beginning of Year			
Projected Fund Balance, End of Year		None	None

County of Ottawa
Budget Summary
Budget Year Ending September 30, 2012

Special Revenue	Prior Year	Current Year	Recommended
<u>Emergency Feeding (2800)</u>	Actual	Estimated	Budget
	9/30/2010	9/30/2011	2012
Revenues:			
Intergovernmental Revenue	\$365,851	\$64,100	\$65,000
Charges for Services			
Fines and Forfeits			
Interest on Investments			
Rental			
Licenses and Permits			
Other Revenue			
	<hr/>	<hr/>	<hr/>
Total Revenues	365,851	64,100	65,000
Expenditures:			
Judicial			
General Government			
Public Safety			
Public Works			
Health & Welfare	365,654	64,100	65,000
Culture & Recreation			
Other			
	<hr/>	<hr/>	<hr/>
Total Expenditures	365,654	64,100	65,000
Revenue Over (Under) Expenditures	197		
Operating Transfers In (Out)			
	<hr/>	<hr/>	<hr/>
Revenue & Other Sources Over (Under)			
Expenditures & Other Uses	<u>\$197</u>		
Budgeted Net Revenues (Expenditures)			
Current Estimated Revenues Over (Under) Expenditures			
Fund Balance, Beginning of Year		<hr/> 18,885	<hr/> 18,885
Projected Fund Balance, End of Year		<hr/> \$18,885 <hr/>	<hr/> \$18,885 <hr/>

County of Ottawa
Budget Summary
Budget Year Ending September 30, 2012

Special Revenue Federal Emergency Management Agency (2810)	Prior Year Actual 9/30/2010	Current Year Estimated 9/30/2011	Recommended Budget 2012
	<u> </u>	<u> </u>	<u> </u>
Revenues:			
Intergovernmental Revenue	\$2,500		
Charges for Services			
Fines and Forfeits			
Interest on Investments	20		
Rental			
Licenses and Permits			
Other Revenue			
	<u> </u>	<u> </u>	<u> </u>
Total Revenues	2,520		
Expenditures:			
Judicial			
General Government			
Public Safety			
Public Works			
Health & Welfare	5,000		
Culture & Recreation			
Other			
	<u> </u>	<u> </u>	<u> </u>
Total Expenditures	5,000		
Revenue Over (Under) Expenditures	(2,480)		
Operating Transfers In (Out)	2,480		
	<u> </u>	<u> </u>	<u> </u>
Revenue & Other Sources Over (Under) Expenditures & Other Uses	<u> </u>		
Budgeted Net Revenues (Expenditures)			
Current Estimated Revenues Over (Under) Expenditures			
Fund Balance, Beginning of Year			
Projected Fund Balance, End of Year		<u> None </u>	<u> None </u>

County of Ottawa
Budget Summary
Budget Year Ending September 30, 2012

Special Revenue	Prior Year	Current Year	Recommended
Community	Actual	Estimated	Budget
<u>Corrections Program (2850)</u>	<u>9/30/2010</u>	<u>9/30/2011</u>	<u>2012</u>
Revenues:			
Intergovernmental Revenue	\$220,000	\$241,046	\$241,046
Charges for Services	197,817	190,247	190,247
Fines and Forfeits			
Interest on Investments			
Rental			
Licenses and Permits			
Other Revenue	9,896	9,374	9,374
Total Revenues	<u>427,713</u>	<u>440,667</u>	<u>440,667</u>
Expenditures:			
Judicial	963,231	891,351	1,000,339
General Government			
Public Safety			
Public Works			
Health & Welfare			
Culture & Recreation			
Other			
Total Expenditures	<u>963,231</u>	<u>891,351</u>	<u>1,000,339</u>
Revenue Over (Under) Expenditures	(535,518)	(450,684)	(559,672)
Operating Transfers In (Out)	<u>488,885</u>	<u>349,823</u>	<u>559,672</u>
Revenue & Other Sources Over (Under) Expenditures & Other Uses	<u>(\$46,633)</u>		
Budgeted Net Revenues (Expenditures)			
Current Estimated Revenues Over (Under) Expenditures		(100,861)	
Fund Balance, Beginning of Year		<u>207,555</u>	<u>106,694</u>
Projected Fund Balance, End of Year		<u>\$106,694</u>	<u>\$106,694</u>

In September of 2011, the Board voted to transfer \$100,861 from this fund to the DB/DC Conversion fund.

County of Ottawa
Budget Summary
Budget Year Ending December 31, 2012

Special Revenue	Prior Year	Current Year	Recommended
Revenue Sharing	Actual	Estimated	Budget
<u>Reserve Fund (2855)</u>	<u>12/31/2010</u>	<u>12/31/2011</u>	<u>2012</u>
Revenues:			
Taxes			
Intergovernmental Revenue			
Charges for Services			
Fines and Forfeits			
Interest on Investments	\$31,334		
Rental			
Licenses and Permits			
Other Revenue			
Total Revenues	31,334		
Expenditures:			
Judicial			
General Government			
Public Safety			
Public Works			
Health & Welfare			
Culture & Recreation			
Other			
Total Expenditures			
Revenue Over (Under) Expenditures	31,334		
Operating Transfers In (Out)	(4,681,321)	(422,130)	
Revenue & Other Sources Over (Under) Expenditures & Other Uses	<u>(\$4,649,987)</u>		
Budgeted Net Revenues (Expenditures)			
Current Estimated Revenues Over (Under) Expenditures		(422,130)	
Fund Balance, Beginning of Year		422,130	
Projected Fund Balance, End of Year		<u>Closed</u>	<u>Closed</u>

The Revenue Sharing Reserve Fund have been depleted (as planned) in 2011. Revenue Sharing payments from the State have resumed during 2011.

County of Ottawa
Budget Summary
Budget Year Ending September 30, 2012

Special Revenue	Prior Year	Current Year	Recommended
<u>Community Action Agency (2870)</u>	Actual	Estimated	Budget
	9/30/2010	9/30/2011	2012
Revenues:			
Intergovernmental Revenue	\$936,494	\$618,548	\$384,364
Charges for Services			
Fines and Forfeits			
Interest on Investments			
Rental			
Licenses and Permits			
Other Revenue	21,904	50,000	40,000
Total Revenues	958,398	668,548	424,364
Expenditures:			
Judicial			
General Government			
Public Safety			
Public Works			
Health & Welfare	1,018,894	697,548	453,364
Culture & Recreation			
Other			
Total Expenditures	1,018,894	697,548	453,364
Revenue Over (Under) Expenditures	(60,496)	(29,000)	(29,000)
Operating Transfers In (Out)	26,520	29,000	29,000
Revenue & Other Sources Over (Under) Expenditures & Other Uses	(\$33,976)		
Budgeted Net Revenues (Expenditures)			
Current Estimated Revenues Over (Under) Expenditures			
Fund Balance, Beginning of Year		118,715	118,715
Projected Fund Balance, End of Year		\$118,715	\$118,715

County of Ottawa
Budget Summary
Budget Year Ending March 31, 2012

Special Revenue	Prior Year	Current Year	Recommended
<u>Weatherization (2890)</u>	Actual	Estimated	Budget
	<u>3/31/2010</u>	<u>3/31/2011</u>	<u>2012</u>
Revenues:			
Intergovernmental Revenue	\$663,686	\$1,832,819	\$1,468,170
Charges for Services			
Fines and Forfeits			
Interest on Investments			
Rental			
Licenses and Permits			
Other Revenue	21,281	64,500	50,000
Total Revenues	<u>684,967</u>	<u>1,897,319</u>	<u>1,518,170</u>
Expenditures:			
Judicial			
General Government			
Public Safety			
Public Works			
Health & Welfare	681,385	1,896,819	1,518,170
Culture & Recreation			
Other			
Total Expenditures	<u>681,385</u>	<u>1,896,819</u>	<u>1,518,170</u>
Revenue Over (Under) Expenditures	3,582	500	
Operating Transfers In (Out)			
Revenue & Other Sources Over (Under)			
Expenditures & Other Uses	<u>\$3,582</u>		
Budgeted Net Revenues (Expenditures)			
Current Estimated Revenues Over (Under) Expenditures		500	
Fund Balance, Beginning of Year		<u>3,750</u>	<u>4,250</u>
Projected Fund Balance, End of Year		<u>\$4,250</u>	<u>\$4,250</u>

County of Ottawa

Budget Summary

Budget Year Ending September 30, 2012

Special Revenue	Prior Year	Current Year	Recommended
Department of Human	Actual	Estimated	Budget
<u>Services (2901)</u>	<u>9/30/2010</u>	<u>9/30/2011</u>	<u>2012</u>
Revenues:			
Intergovernmental Revenue	\$171,723	\$175,000	\$175,000
Charges for Services			
Fines and Forfeits			
Interest on Investments			
Rental			
Licenses and Permits			
Other Revenue	2,315	431	
Total Revenues	<u>174,038</u>	<u>175,431</u>	<u>175,000</u>
Expenditures:			
Judicial			
General Government			
Public Safety			
Public Works			
Health & Welfare	259,316	249,181	248,690
Culture & Recreation			
Other			
Total Expenditures	<u>259,316</u>	<u>249,181</u>	<u>248,690</u>
Revenue Over (Under) Expenditures	(85,278)	(73,750)	(73,690)
Operating Transfers In (Out)	<u>74,837</u>	<u>(176,250)</u>	<u>73,690</u>
Revenue & Other Sources Over (Under) Expenditures & Other Uses	<u>(\$10,441)</u>		
Budgeted Net Revenues (Expenditures)			
Current Estimated Revenues Over (Under) Expenditures		(250,000)	
Fund Balance, Beginning of Year		<u>269,773</u>	<u>19,773</u>
Projected Fund Balance, End of Year		<u>\$19,773</u>	<u>\$19,773</u>

In September of 2011, the Board voted to transfer \$250,000 from this fund to the DB/DC Conversion fund.

County of Ottawa
Budget Summary
Budget Year Ending September 30, 2012

Special Revenue	Prior Year	Current Year	Recommended
Child Care-Circuit Court (2920)	Actual	Estimated	Budget
<u>Child Care-Circuit Court (2920)</u>	<u>9/30/2010</u>	<u>9/30/2011</u>	<u>2012</u>
Revenues:			
Intergovernmental Revenue	\$3,648,170	\$3,479,228	\$3,669,680
Charges for Services			
Fines and Forfeits			
Interest on Investments			
Rental			
Licenses and Permits			
Other Revenue	528,276	716,700	719,375
Total Revenues	<u>4,176,446</u>	<u>4,195,928</u>	<u>4,389,055</u>
Expenditures:			
Judicial			
General Government			
Public Safety			
Public Works			
Health & Welfare	7,686,556	7,834,728	8,259,354
Culture & Recreation			
Other			
Total Expenditures	<u>7,686,556</u>	<u>7,834,728</u>	<u>8,259,354</u>
Revenue Over (Under) Expenditures	(3,510,110)	(3,638,800)	(3,870,299)
Operating Transfers In (Out)	<u>3,992,884</u>	<u>2,888,800</u>	<u>3,870,299</u>
Revenue & Other Sources Over (Under) Expenditures & Other Uses	<u>\$482,774</u>		
Budgeted Net Revenues (Expenditures)			
Current Estimated Revenues Over (Under) Expenditures		(750,000)	
Fund Balance, Beginning of Year		<u>1,922,093</u>	<u>1,172,093</u>
Projected Fund Balance, End of Year		<u>\$1,172,093</u>	<u>\$1,172,093</u>

In September of 2011, the Board voted to transfer \$750,000 from this fund to the DB/DC Conversion fund.

County of Ottawa
Budget Summary
Budget Year Ending September 30, 2012

Special Revenue	Prior Year Actual 9/30/2010	Current Year Estimated 9/30/2011	Recommended Budget 2012
<u>Child Care-Social Services (2921)</u>			
Revenues:			
Intergovernmental Revenue	\$270	\$500	\$500
Charges for Services			
Fines and Forfeits			
Interest on Investments			
Rental			
Licenses and Permits			
Other Revenue			
Total Revenues	270	500	500
Expenditures:			
Judicial			
General Government			
Public Safety			
Public Works			
Health & Welfare	796	1,500	1,500
Culture & Recreation			
Other			
Total Expenditures	796	1,500	1,500
Revenue Over (Under) Expenditures	(526)	(1,000)	(1,000)
Operating Transfers In (Out)		(72,260)	1,000
Revenue & Other Sources Over (Under) Expenditures & Other Uses	(\$526)		
Budgeted Net Revenues (Expenditures)			
Current Estimated Revenues Over (Under) Expenditures		(73,260)	
Fund Balance, Beginning of Year		73,260	
Projected Fund Balance, End of Year		None	None

In September of 2011, the Board voted to transfer the fund balance in this fund to the DB/DC Conversion fund.

County of Ottawa

Budget Summary

Budget Year Ending December 31, 2012

Special Revenue	Prior Year	Current Year	Recommended
Soldiers & Sailors	Actual	Estimated	Budget
<u>Relief (2930)</u>	<u>12/31/2010</u>	<u>12/31/2011</u>	<u>2012</u>
Revenues:			
Intergovernmental Revenue			
Charges for Services			
Fines and Forfeits			
Interest on Investments			
Rental			
Licenses and Permits			
Other Revenue			
Total Revenues			
Expenditures:			
Judicial			
General Government			
Public Safety			
Public Works			
Health & Welfare	\$45,725		
Culture & Recreation			
Other			
Total Expenditures	45,725		
Revenue Over (Under) Expenditures	(45,725)		
Operating Transfers In (Out)	45,725		
Revenue & Other Sources Over (Under) Expenditures & Other Uses			
Budgeted Net Revenues (Expenditures)			
Current Estimated Revenues Over (Under) Expenditures			
Fund Balance, Beginning of Year			
Projected Fund Balance, End of Year		Closed	Closed

This fund was closed at 12/31/10 in connection with the implementation of GASB statement 54. The activity in this fund is now recorded in the General Fund.

County of Ottawa

Budget Summary

Budget Year Ending December 31, 2012

Special Revenue	Prior Year	Current Year	Recommended
<u>Veteran's Trust (2941)</u>	Actual	Estimated	Budget
	<u>9/30/2010</u>	<u>9/30/2011</u>	<u>2012</u>
Revenues:			
Intergovernmental Revenue	\$21,872	\$60,000	\$24,704
Charges for Services			
Fines and Forfeits			
Interest on Investments			
Rental			
Licenses and Permits			
Other Revenue			
Total Revenues	<u>21,872</u>	<u>60,000</u>	<u>24,704</u>
Expenditures:			
Judicial			
General Government			
Public Safety			
Public Works			
Health & Welfare	23,353	60,000	24,704
Culture & Recreation			
Other			
Total Expenditures	<u>23,353</u>	<u>60,000</u>	<u>24,704</u>
Revenue Over (Under) Expenditures	(1,481)		
Operating Transfers In (Out)			
Revenue & Other Sources Over (Under)			
Expenditures & Other Uses	<u>(\$1,481)</u>		
Budgeted Net Revenues (Expenditures)			
Current Estimated Revenues Over (Under) Expenditures			
Fund Balance, Beginning of Year			
Projected Fund Balance, End of Year		<u>None</u>	<u>None</u>

County of Ottawa
Budget Summary
Budget Year Ending December 31, 2012

Special Revenue	Prior Year	Current Year	Recommended
<u>DB/DC Conversion (2970)</u>	Actual	Estimated	Budget
	<u>12/31/2010</u>	<u>12/31/2011</u>	<u>2012</u>
Revenues:			
Taxes			
Intergovernmental Revenue			
Charges for Services		\$343,000	
Fines and Forfeits			
Interest on Investments		20,932	\$22,712
Rental			
Licenses and Permits			
Other Revenue			
Total Revenues		363,932	22,712
Expenditures:			
Legislative			
Judicial			
General Government			
Public Safety			
Public Works			
Health & Welfare			
Culture & Recreation			
Other			
Total Expenditures			
Revenue Over (Under) Expenditures		363,932	22,712
Operating Transfers In (Out)		4,271,527	
Revenue & Other Sources Over (Under) Expenditures & Other Uses			
Budgeted Net Revenues (Expenditures)			22,712
Current Estimated Revenues Over (Under) Expenditures		4,635,459	
Fund Balance, Beginning of Year			4,635,459
Projected Fund Balance, End of Year		<u>\$4,635,459</u>	<u>\$4,658,171</u>

This fund was established in 2011 to accumulate the funds necessary to implement a change in the retirement plan from defined benefit to defined contribution for new employees. As sources for the change are identified, the money is transferred to this fund where it will remain until the change is implemented. The funds will be used to cover the temporary increase in retirement costs the County will experience for approximately the first ten years.

County of Ottawa

Budget Summary

Budget Year Ending December 31, 2012

Special Revenue	Prior Year	Current Year	Recommended
<u>Compensated Absences (2980)</u>	Actual	Estimated	Budget
	<u>12/31/2010</u>	<u>12/31/2011</u>	<u>2012</u>
Revenues:			
Taxes			
Intergovernmental Revenue			
Charges for Services	\$69,431	\$90,000	\$76,122
Fines and Forfeits			
Interest on Investments	45,845	37,643	18,848
Rental			
Licenses and Permits			
Other Revenue			
Total Revenues	<u>115,276</u>	<u>127,643</u>	<u>94,970</u>
Expenditures:			
Legislative			
Judicial			
General Government	71,125	87,100	55,000
Public Safety			
Public Works			
Health & Welfare			
Culture & Recreation			
Other			
Total Expenditures	<u>71,125</u>	<u>87,100</u>	<u>55,000</u>
Revenue Over (Under) Expenditures	44,151	40,543	39,970
Operating Transfers In (Out)		<u>(375,000)</u>	
Revenue & Other Sources Over (Under) Expenditures & Other Uses	<u>\$44,151</u>		
Budgeted Net Revenues (Expenditures)			39,970
Current Estimated Revenues Over (Under) Expenditures		(334,457)	
Fund Balance, Beginning of Year		<u>3,725,426</u>	<u>3,390,969</u>
Projected Fund Balance, End of Year		<u><u>\$3,390,969</u></u>	<u><u>\$3,430,939</u></u>

Fund Balance use/increase depends on the number of employees that retire and have a sick bank balance. In addition, in September of 2011, the Board voted to transfer \$375,000 from this fund to the DB/DC Conversion fund.

County of Ottawa

Budget Summary

Budget Year Ending December 31, 2012

Debt Service Ottawa County Building Authority (5690-5695)	Prior Year Actual 12/31/2010	Current Year Estimated 12/31/2011	Recommended Budget 2012
Revenues:			
Intergovernmental Revenue			
Charges for Services			
Fines and Forfeits			
Interest on Investments			
Rental	\$2,388,298	\$2,382,589	\$1,823,020
Licenses and Permits			
Other Revenue			
Total Revenues	2,388,298	2,382,589	1,823,020
Expenditures:			
Judicial			
General Government			
Public Safety			
Public Works			
Health & Welfare			
Culture & Recreation			
Debt Service	3,150,198	3,145,464	2,585,920
Total Expenditures	3,150,198	3,145,464	2,585,920
Revenue Over (Under) Expenditures	(761,900)	(762,875)	(762,900)
Operating Transfers In (Out)	761,900	762,875	762,900
Revenue & Other Sources Over (Under) Expenditures & Other Uses	(761,900)	(762,875)	(762,900)
Budgeted Net Revenues (Expenditures)			
Current Estimated Revenues Over (Under) Expenditures			
Fund Balance, Beginning of Year		None	None
Projected Fund Balance, End of Year		None	None

County of Ottawa
Budget Summary
Budget Year Ending December 31, 2012

Capital Projects	Prior Year	Current Year	Recommended
Ottawa County Building	Actual	Estimated	Budget
<u>Authority (5690-5695)</u>	<u>12/31/2010</u>	<u>12/31/2011</u>	<u>2012</u>
Revenues:			
Intergovernmental Revenue			
Interest on Investments			
Rental			
Other Revenue			
Total Revenues			
Expenditures:			
Capital Projects	\$180,621		
Total Expenditures	180,621		
Revenue Over (Under) Expenditures	(180,621)		
Operating Transfers In (Out)	180,621		
Revenue & Other Sources Over (Under)			
Expenditures & Other Uses			
Budgeted Net Revenues (Expenditures)			
Current Estimated Revenues Over (Under) Expenditures			
Fund Balance, Beginning of Year			
Projected Fund Balance, End of Year		None	None

County of Ottawa

Budget Summary

Budget Year Ending December 31, 2012

	Prior Year Actual 12/31/2010	Current Year Estimated 12/31/2011	Recommended Budget 2012
Permanent Fund			
<u>Cemetery Trust (1500)</u>			
Revenues:			
Intergovernmental Revenue			
Charges for Services			
Fines and Forfeits			
Interest on Investments	\$67	\$38	\$20
Rental			
Licenses and Permits			
Other Revenue			
Total Revenues	67	38	20
Expenditures:			
Judicial			
General Government		687	
Public Safety			
Public Works			
Health & Welfare			
Culture & Recreation			
Total Expenditures		687	
Revenue Over (Under) Expenditures	67	(649)	20
Operating Transfers In (Out)			
Revenue & Other Sources Over (Under) Expenditures & Other Uses	\$67		
Budgeted Net Revenues (Expenditures)			20
Current Estimated Revenues Over (Under) Expenditures		(649)	
Fund Balance, Beginning of Year		6,418	5,769
Projected Fund Balance, End of Year		\$5,769	\$5,789

General Fund Five Year Budget Projections

Overview

The County of Ottawa Strategic Plan of 1993 promoted multi-year projections as a tool to prioritize immediate and long-range needs to develop a stable financial base. Subsequent strategic plans and updates have confirmed the necessity of this process. Budget projections are useful for planning purposes to give the general direction of County finances based on trends. However, it is important to realize that the figures projected are based on trends and pertinent information known at the time and are not guaranteed funding levels as several factors (e.g. legislation, economy, population, etc.) affect funding. The historical trend of expenditures is a good starting point as most of the County's costs, especially in the General Fund, are ongoing; projections were formulated based on the following assumptions:

Revenues

Property Tax –In the last several months, based on home sale information received by the Equalization Department, home values have continued to decline, but at a slightly slower pace than previously estimated. These factors as well as others discussed in the transmittal letter have been considered in developing the range of projected changes in taxable value over the next five years:

	<u>2011</u>	<u>2012</u>	<u>2013</u>	<u>2014</u>	<u>2015</u>	<u>2016</u>
Taxable Value Assumption	-1.0%	0.0%	1.0%	1.5%	2.0%	2.0%

Intergovernmental Revenue –The major consideration for intergovernmental revenue is the reinstatement of State Revenue Sharing payments. The County's State Revenue Sharing payments have resumed in 2011. Counties who have been eligible for reinstatement have thus far received it, and the additional counties eligible for reinstatement in 2012 are included in the Governor's 2012 budget. However, because the Michigan economy continues to struggle, it is unclear if there will be any increases or decreases in revenue sharing payments in the next few years. Consequently, the projection assumes revenue sharing revenue payments from the State will remain flat.

For other sources of intergovernmental revenue, the County has seen many State funding sources stay flat over recent years. Consequently, the County is using a 0% increase for most intergovernmental sources.

Charges for Services – Charges for Services are also a significant revenue source. The County is projecting this revenue source to increase by 2% per year.

Investment Income – Since Investment Income depends in part on the investment environment, it is difficult to make projections. The County anticipates return rates to remain quite low. The County's cash balance has also declined due to contributions to capital construction projects,

higher delinquent tax payouts, and fund balance use for operations. These changes have been factored into the projections.

Rental Income – Rent revenue is based on actual expenditures in the specific building cost center (variable portion) as well as certain fixed charges. Revenue shows a decrease in 2015 and more prominently in 2016 as most of the fixed charges of the Probate Court/Jail facility expire.

Operating Transfers In – Projections for transfers in to the General fund for subsequent years reflect the same one-time transfers to assist in balancing the General Fund as the 2012 budgets. Analysis has been completed to ensure the sources identified can contribute these amounts without unacceptable repercussions.

Other Revenues – The remaining revenue sources were increased 2% – 3% per year.

Expenditures

Salaries – County employees generally receive a cost of living adjustment which may be based on the consumer price index and available funds. Newer employees also receive step increases for five years. After the five years, the employees receive only the cost of living adjustment. To cover both the cost of living adjustment and the step increases, the projections increase salaries by .5% - 2.5% per year.

Since 2010, several departments agreed to keep certain positions vacant to assist in budget balancing. These positions have not been included in the 2012 budget nor the five year projections, and no new positions have been added to the projections. In addition, the 2012 budget reflects approximately \$300,000 in vacancies. Historically, vacancies have been higher, so future projections reflect an additional \$217,500 in vacancies.

Fringe Benefits – Certain fringe benefits, the largest being social security tax and retirement contributions, are based on salaries. Based on salary projections, these fringe benefits are also projected to increase by 1.5% to 2.5% per year. No increases in retirement rates in connection with the change in retirement plans from defined benefit to defined contribution for new hires are reflected as the increase is expected to be made up from the DB/DC Conversion fund. Other fringe benefits for health, dental and optical insurance are not based on salaries. The County is locked into a maximum increase of 15% with its health insurance provider for 2012. Based on conversations with other municipalities, the projections assume the cost will increase significantly in 2013 – 30% - before moderating somewhat to 15% per year for 2014- 2017. The County assumes a 6% per year increase for dental insurance, and 3% per year for optical insurance. The County is implementing a health management program, but determining the impact on costs, particularly within a five year window, is difficult. Consequently, no impact is included in these projections. The effect, if any, of the national health care program is not reflected in the projections as the information available is not sufficient to estimate it.

Supplies and Other Services and Charges – In most cases, these expenditures are projected to increase by 2% per year. However, certain adjustments have been made. Liability and vehicle insurance are projected to increase 3% - 5% per year. Utilities are projected to increase 5% per

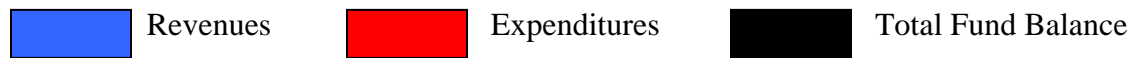
year. Adjustments have also been made to reflect election costs in election years and other situations needing special handling.

Operating Transfers Out - In general, Operating Transfers reflect the County (local) portion of programs funded by the State and Federal government. For the major recipients of General Fund transfers, a complete analysis like the one done for the General Fund has been completed to determine the projected transfer. These funds include the following:

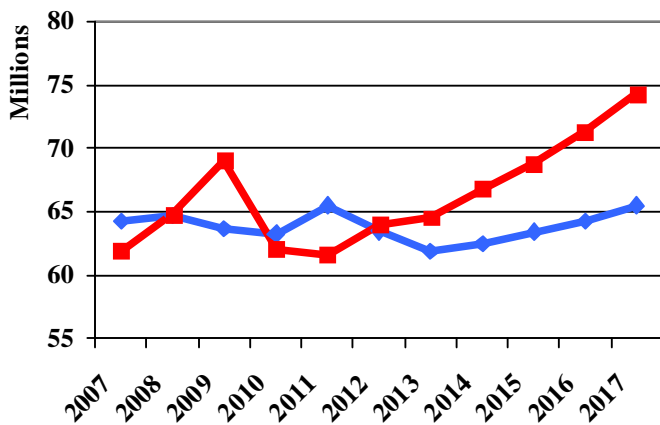
- | | |
|------------------------------|----------------------------|
| Health (2210) | Friend of the Court (2160) |
| Child Care (2920) | Sheriff Contracts (2610) |
| Community Corrections (2850) | |

Contingency – The County’s financial policy suggests a contingency amount of 1% - 2% of the most recently audited General Fund expenditures. However, historically, very little of contingency is used during the year. Consequently, the projections show contingency of .5% for 2013 – 2017.

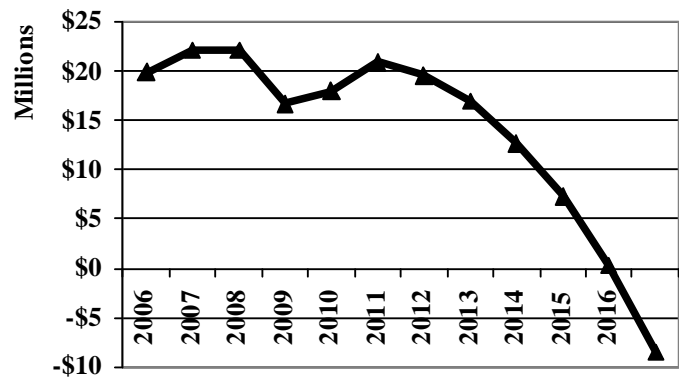
Results



General Fund Revenues and Expenditures



Fund Balance - General Fund



The graphs above show an increasing gap between revenue and expenditures that widens to as much as \$8.8 million and total fund balance shows a deficit by 2017 if revenue and expenditure assumptions prove true and no additional changes are made to operations. Several other options and combinations of options exist and will be explored for consideration by the Board of Commissioners. At this point, it appears the County may have difficult choices to make in the future.

**County of Ottawa
Five Year Budget Projections
General Fund**

	2007 Actual	2008 Actual	2009 Actual	2010 Actual	2011 Estimated	2012 Budgeted	2013 Projected	2014 Projected	2015 Projected	2016 Projected	2017 Projected
							0.0%	0.0%	0.0%	0.0%	0.0%
							0.0%	1.0%	1.5%	2.0%	2.0%
Revenues:											
Taxes	\$38,840,291	\$40,088,470	\$40,532,402	\$39,169,886	\$38,250,463	\$37,722,173	\$37,698,423	\$38,031,721	\$38,577,723	\$39,247,064	\$40,028,101
Intergovernmental	\$4,793,385	\$4,612,460	\$4,485,652	\$4,741,105	\$10,226,348	\$6,810,310	\$6,811,659	\$6,813,049	\$6,814,481	\$6,815,956	\$6,817,474
Charges for services	\$9,956,184	\$9,824,404	\$8,902,750	\$9,340,046	\$9,946,877	\$11,827,618	\$11,070,749	\$11,292,164	\$11,385,357	\$11,613,064	\$11,845,325
Fines & Forfeits	\$1,012,626	\$936,944	\$1,000,406	\$1,051,277	\$1,110,218	\$1,066,600	\$1,087,762	\$1,109,347	\$1,131,364	\$1,153,821	\$1,176,728
Interest on investments	\$1,987,812	\$1,552,691	\$241,526	\$367,273	\$469,160	\$151,360	\$95,000	\$7,200	\$363,200	\$471,200	\$542,800
Rental income	\$2,610,933	\$2,666,911	\$2,657,536	\$2,916,852	\$3,016,942	\$3,244,547	\$3,344,178	\$3,454,421	\$3,415,515	\$3,191,109	\$3,351,823
Licenses & permits	\$261,763	\$247,209	\$248,054	\$222,794	\$394,380	\$270,000	\$258,700	\$255,638	\$257,615	\$254,541	\$254,098
Other	\$339,433	\$312,650	\$312,324	\$569,966	\$643,123	\$416,867	\$419,008	\$421,191	\$423,418	\$425,690	\$428,007
Operating transfer in	\$4,425,399	\$4,497,516	\$5,299,447	\$4,904,581	\$454,412	\$1,125,000	\$1,125,000	\$1,125,000	\$1,125,000	\$1,125,000	\$1,125,000
Fund balance reserve use	\$0	\$0	\$0	\$0	\$1,001,860	\$814,825	-\$73,171	-\$73,171	-\$73,171	-\$73,171	-\$73,171
Total Revenue	\$64,227,826	\$64,739,255	\$63,680,097	\$63,283,780	\$65,513,783	\$63,449,300	\$61,837,308	\$62,436,561	\$63,420,501	\$64,224,274	\$65,496,185
% change over prior year		0.80%	-1.60%	-0.60%	3.50%	-3.20%	-2.50%	1.00%	1.60%	1.30%	2.00%
Expenditures:											
Salaries	\$19,924,051	\$20,556,751	\$21,330,434	\$21,167,653	\$20,759,373	\$20,655,612	\$20,608,643	\$20,917,030	\$21,230,043	\$21,653,653	\$22,193,757
Fringe benefits	\$8,964,787	\$9,511,109	\$9,739,898	\$10,122,778	\$9,188,378	\$9,405,927	\$10,660,657	\$11,544,532	\$12,549,532	\$13,718,108	\$15,072,227
Supplies	\$2,115,249	\$2,355,328	\$2,203,323	\$2,276,665	\$2,124,816	\$2,257,247	\$2,175,781	\$2,344,157	\$2,263,400	\$2,434,028	\$2,354,558
Other services & chg	\$17,188,585	\$18,827,256	\$18,836,680	\$18,251,124	\$18,627,420	\$20,482,545	\$19,984,064	\$20,351,093	\$20,635,476	\$20,815,735	\$21,301,333
Contingency	\$0	\$0	\$0	\$0	\$100,000	\$470,454	\$317,750	\$325,231	\$332,841	\$340,630	\$348,601
Capital outlay	\$14,805	\$71,160	\$81,094	\$23,856	\$41,456	\$145,000	\$0	\$0	\$0	\$0	\$0
Operating Transfers	\$13,737,530	\$13,479,719	\$16,860,154	\$10,175,164	\$10,739,727	\$10,570,032	\$10,787,237	\$11,299,335	\$11,830,773	\$12,371,148	\$13,029,381
Total Expenditures	\$61,945,007	\$64,801,323	\$69,051,583	\$62,017,240	\$61,581,170	\$63,986,817	\$64,534,131	\$66,781,377	\$68,842,065	\$71,333,303	\$74,299,858
% change over prior year		4.60%	6.60%	-10.20%	-0.70%	3.90%	0.90%	3.50%	3.10%	3.60%	4.20%
Revenue over (under) expenditures	\$2,282,819	-\$62,068	-\$5,371,486	\$1,266,540	\$3,932,613	-\$537,517	-\$2,696,823	-\$4,344,816	-\$5,421,564	-\$7,109,029	-\$8,803,673
Undesignated Fund Balance	\$10,208,039	\$10,578,140	\$9,656,964	\$10,596,305	\$14,528,918	\$13,991,401	\$11,294,578	\$6,949,762	\$1,528,198	\$73,171	\$73,171
Total Fund Balance	\$19,863,626	\$22,146,478	\$22,084,426	\$17,979,501	\$20,910,254	\$19,557,912	\$16,934,260	\$12,662,615	\$7,314,222	\$278,364	-\$8,452,137

Note: Assumes health care costs increase by 30% in 2013; 15% per year for 2014-2017

Assumes none of the positions temporarily suspended with the 2011 budget are filled.

Assumes no changes to personal property taxes which are currently under review at the State level. County personal property taxes are approximately \$2.7 million.

Assumes annual COLA and step increases as follows: 2013 = 0.50%, 2014 = 1.50%, 2015 = 1.50%, 2016 = 2.00%, and 2017 = 2.50%.

Ottawa County Financing Tools

Financing Tools Historical Summary

The first County "Financing Tool", the Delinquent Tax Revolving Fund, was established in 1974. It was not until 1981, the beginning of an economic downturn, that the Board established the Public Improvement Fund and the Stabilization Fund.

The general purpose of the Financing Tools is three-fold:

To provide long-term financial stability for Ottawa County

To take financial pressure off the General Fund

To provide long-term financing for certain operational costs

As Federal Revenue Sharing dwindled from \$785,771 in 1986 to \$50,404 in 1987, the importance of long-term financial planning became even more apparent to the County Board. Thus, in 1986 the Board established the Duplicating Fund and the Employee Sick Pay Bank Fund. The Telecommunications Fund followed in 1987 along with the Equipment Pool Fund in 1988. The Board continued to explore long-term financing possibilities and in 1990, the Solid Waste Clean-up Fund and the Employee Benefits Fund were approved. In 1996, the Board discontinued the Employee Benefits Fund, reallocating the money for future improvements and expansion to our County parks system.

The financing tools are set up to cover certain annual operating costs and one-time costs. These financing tools help stabilize the annual budget process by reducing the peaks and valleys created by legislation, economic fluctuation, termination of grant dollars, equipment requests, etc. In addition, these funds have a positive effect on the interest rates the County and its townships and cities receive on bond issues, benefiting County taxpayers millions of dollars over the years.

When these financing tools were first established, administration told the Board these tools would eventually reduce costs to County departments. Along with these financing tools, the County began self-funding several of its insurance programs including health, unemployment, dental, and vision which operate very similarly to the financing tools. The County is now realizing the benefit of these self-insured programs along with our financing tools.

The Board's vision over the years has allowed Ottawa County to maintain one of the lowest operating millages in the State while at the same time provide for long-term financial strength that will benefit County residents for many years to come. The County can react to the unexpected while at the same time continue to provide a stable source of services to the public. Ottawa County is an envy to most counties across the State.

The following pages demonstrate clearly how the financing tools have and will continue to save millions of dollars for the County over the years. Certain assumptions were used in making the calculations. Historical annual savings are based on a five year history. Projected annual savings are based on a five year projection.

The nine financing tools funds are:

2271	Solid Waste Clean-up Fund
2444	Infrastructure Fund
2450	Public Improvement Fund
2570	Stabilization Fund
2980	Employee Sick Pay Bank
5160	Delinquent Tax Revolving Fund
6450	Duplicating Fund
6550	Telecommunications Fund
6641	Equipment Pool Fund

Solid Waste Clean-up Fund (2271)

Year Established: 1990

Fund Purpose:

This fund was established from monies received by Ottawa County from the settlement of litigation over the Southwest Ottawa Landfill. These monies are to be used exclusively for the clean-up of the landfill. (BC 90-277) The fund's goal is to use the interest generated from the principal to cover ongoing annual costs of the landfill clean-up. Beginning in 1998, these expenditures are paid for from this Fund thus saving the General Fund approximately \$292,000 - \$307,000 per year.

Financial Benefits:

- 1) Provides long-term financing for annual clean-up costs.
- 2) Takes financial pressure off the General Fund.

Infrastructure Fund (2444)

Year Established: 1999

Fund Purpose:

This fund was established to provide financial assistance to local units of government for water, sewer, road, and bridge projects that are especially unique, non-routine, and out-of-the ordinary.

Financial Benefits:

- 1) Expedites projects by leveraging Federal, State, and other revenue sources.
- 2) Reduces debt levels.
- 3) Relieves General Fund of debt payments

Public Improvement Fund (2450)

Year Established: 1981

Fund Purpose:

This fund is used to account for monies set aside for public improvements. The fund's goal is to provide sufficient dollars to fund the County's major capital projects.

Financial Benefits:

- 1) Contributes to a positive bond rating.
- 2) Savings on bond issue costs.
- 3) Relieves General Fund of debt payments.

Stabilization Fund (2570)

Year Established: 1981

Fund Purpose:

This fund was established pursuant to Act No. 30 of the Public Acts of 1978 to assure the continued solid financial condition of the County. Use of funds are restricted for but not limited to:

- a) cover a general fund deficit, when the County's annual audit reveals such a deficit.
- b) prevent a reduction in the level of public services or in the number of employees at any time in a fiscal year when the County's budgeted revenue is not being collected in an amount sufficient to cover budgeted expenditures.
- c) prevent a reduction in the level of public services or in the number of employees when in preparing the budget for the next fiscal year the County's estimated revenue does not appear sufficient to cover estimated expenses.
- d) cover expenses arising because of natural disaster, including a flood, fire, or tornado.

Financial Benefits:

- 1) Generates additional revenue for the General Fund. By law, any interest earned on this fund remains in the General Fund.
- 2) Provides long-term financial stability for Ottawa County.
- 3) Contributes positively to the bond rating.

Compensated Absences (2980)

Year Established: 1986

Fund Purpose:

The purpose of the Employee Sick Pay Bank Fund is to pay for the County's accrued liability which was a result of discontinuing the accumulation and payoff of employee sick days. The amount of liability is equal to number of days accumulated times the rate of pay at the time the employee entered the bank (negotiated in the union contract). An employee's account earns interest at the average rate of return earned by County Treasurer each year. Since 1993, this fund also has accounted for the amount of vacation time that employees have earned and not taken at the end of each fund's fiscal year-end as required under Governmental Accounting Standards Board Statement No. 16.

Financial Benefits:

- 1) The future liability for sick pay has been eliminated.
- 2) County employees received short and long-term disability coverage.
- 3) Reduced County funded sick days.
- 4) Contributes positively to the bond rating.

Delinquent Tax Revolving Fund (5160)

Year Established: 1974

Fund Purpose:

The Delinquent Tax Revolving Fund is used to pay each local government unit, including the County, the respective amount of taxes not collected as of March 1 of each year. After many years of waiting for this fund to mature, the treasurer now avoids costly issuances of Delinquent Tax Anticipation Notes (now referred to as General Obligation Limited Tax Notes) and pays schools, local units and the County in a timely fashion. An annual evaluation is made to determine if it is beneficial for the County to issue general obligation limited tax notes versus using cash on hand. As a financing tool, money had been transferred each year to the General Fund. The 1996 transfer was \$750,000. The County discontinued a transfer to the General Fund in 1997 when the third bond issue was designated to be paid for from this fund. Beginning in 2000, the County had

experienced the full impact of proposal A and had started the transfer of funds to the General Fund again. However, with the issuance of a fourth bond issue from which a portion of the debt is being paid from this fund, the transfers were discontinued in 2006. After careful analysis, it was determined that funds could again be transferred from the fund beginning in 2012. Although equity in the fund will decline for a few years, one of the more significant bond issues will be paid off in 2017, and equity is then expected to rise.

Financial Benefits:

- 1) Operating Transfers to the General Fund (historically).
- 2) Principal and Interest Payments on four bond issues totaling \$2.1 million in 2012.
- 3) Ability to avoid bond issue costs to pay off annual delinquency.
- 4) Contributes to a positive Bond rating.
- 5) Cash flow management.

**Duplicating, Telecommunications, and Equipment Pool Funds
(6450, 6550, 6641)**

Year Established:

Duplicating (6450)	1986
Telecommunications (6550)	1987
Equipment Pool (6641)	1988

Fund Purposes:

The Duplicating Fund (6450) is used for ongoing replacement of copy machines in County departments. Revenues are received from user departments to cover the expenses incurred in providing printing and copying services. The Telecommunications Fund (6550) was established in 1987 for the purpose of funding the County's transition from a leased telecommunications system to a County owned and operated system. This fund pays for the operation of and enhancements to the telephone system and a network. Revenues are received from user departments to cover expenses incurred in providing the telephone service as well as future capital improvements.

The purpose of the Equipment Pool Fund (6641) is to provide long-term financing capabilities to departments on an ongoing basis for capital acquisitions and replacement of office furniture and equipment. Revenues are collected from user departments for the equipment rental charges to cover depreciation costs and to provide funds for future purchases of equipment.

Financial Benefits:

- 1) Provides a continuous funding source for equipment purchases.
- 2) Stabilizes the budget process by eliminating the peak and valley effect.

- 3) Savings over lease costs.
- 4) Savings on bond issue costs.
- 5) Relieve the General Fund of debt service payments

Overall Benefits of the Financing Tools

- 1) Take financial pressure off the General Fund.

The best way to take financial pressure off the General Fund is to reduce reliance on property taxes for funding of County services. The General Fund directly provides funding for approximately thirty (30) County departments and indirectly (through operating transfers) significantly affects eight (8) other County departments. Property Taxes represent the largest revenue source for the General Fund. However, property tax rates are limited by legislation, and charges for services are dependent on variables not under control of the County (e.g., the economy). Consequently, it is crucial for the County both to capitalize on other revenue sources and to avoid actions which obligate the County to long-term expenditures.

The financing tools reduce reliance on property taxes by providing funds for certain operational expenditures. Beginning in 1998, the Solid Waste Clean-up Fund pays for landfill cleanup expenditures that were paid from the General Fund.

The Public Improvement Fund provides capital for certain building projects in lieu of debt financing while the Delinquent Tax Fund funds payments on four bond issues. Consequently, the General Fund is not obligated to make these bond payments for the life of the issue.

The avoidance of debt payments is very important to the General Fund. Unlike other funding decisions of the General Fund, debt payments are mandatory, regardless of the revenue picture. Effectively, then, debt payments are an immediate subtraction from property tax revenues, taking away from other County programs. Thus, the debt payments avoided by the Public Improvement Fund and funded by the Delinquent Tax Revolving Fund alleviate pressure on the General Fund, freeing up dollars for other County programs.

The Stabilization Fund by law may not earn interest income. Assuming the balance in the fund would be spent elsewhere, the General Fund benefits from the interest income earned by the Stabilization Fund (since it cannot be transferred to the Stabilization Fund).

- 2) Provide long-term financing for certain operational costs.

By providing funding for certain operational costs on a long-term basis, the County through the financing tools, is able to provide a high level of service to its residents.

Overall Benefits of the Financing Tools (continued)

The Duplicating, Telecommunications, and Equipment Pool Funds provide capital for equipment acquisition and replacement. If the County did not have the dollars to pay for the equipment, they would have to lease from an outside vendor or do without. Not purchasing equipment would result in an inefficient use of personnel and reduced service levels, particularly given our population growth levels. Another alternative to equipment purchases would be to just add more staff which are ongoing operational costs as opposed to one-time equipment costs.

Another cost that the financing tools help the County avoid are bond issue costs. Bond issue costs add nothing to the services the taxpayers are receiving. Because the Public Improvement Fund pays for certain projects outright, bond issue costs are avoided. Similar savings are realized by the Delinquent Tax Revolving Fund. Because the Board has allowed the Delinquent Tax Fund to grow, the total delinquency can be paid off without issuing notes. In addition to these direct costs, the County saves the indirect costs associated with the administration of bond/note issues and/or the administration of monthly payments to local municipalities for their delinquencies.

The Compensated Absences Fund also assists the County in controlling costs. Prior to the implementation of the Sick Pay Bank Fund, County employees received twelve (12) sick days per year, and unused days were banked. With the establishment of the Employee Sick Pay Bank Fund, the number of sick days given per year have been reduced to six (6). In return, employees have been given disability coverage, saving significant dollars.

Clearly, the Financing Tools help the County provide a high level of services in a cost effective manner.

3) Provide long-term financial stability for Ottawa County.

The third and perhaps most important purpose of the Financing Tools is to provide for the long-term stability of the County. The natural result of reducing the reliance on property taxes and controlling costs is to enhance stability, but several of the funds speak more directly to this issue.

The Stabilization Fund, by its nature, enhances stability. The fund's main purpose is to provide emergency funding. This fund, combined with the General Fund's fund balance provides a cushion the County needs to accommodate unforeseen expenditures and revenue reductions.

The Duplicating, Telecommunications, and Equipment Pool Funds promote stability as well. Without these funds, the County would have wide swings in

Overall Benefits of the Financing Tools (continued)

expenditures for equipment purchases from year to year. This peak and valley effect impacts the funding of on-going programs and/or the purchases themselves.

Not purchasing the equipment would result in decreased efficiency, increased personnel needs, and decreased services to the taxpayer.

The Employee Sick Pay Bank Fund contributes to financial stability by eliminating liabilities. In addition to eliminating the liability, the employees received a greater benefit at a reduced cost to the County.

Additional Benefits:

1) Sufficient Equity Level.

One of the key factors that rating agencies use in establishing a bond rating is the level of equity in an organization. Though a specific percentage varies by municipalities, experts suggest 10 - 15 percent of expenditures reflects a healthy organization. The equity level also provides the County with adequate cash flow for payment of expenditures. Accordingly, the County's financing tools contribute indirectly to the General Fund's equity level.

2) Indicative of Long-Term Planning.

The Financing Tools show that the County Board had long-term financial planning in mind when they were originally established. Most of these funds began more than ten years ago. In addition, they represent something more significant: a willingness to avoid taking the short-term popularity gain of a tax cut in order to plan and provide for the long-term financial health of the County.

3) Contributes to a Positive Bond Rating.

The County has obtained a AAA bond rating from Fitch on General Obligation Limited Tax Bonds. Moody's Bond Rating is AAA for General Obligation Unlimited and Limited Tax Bonds. The County itself receives only a small part of the benefit of our high rating.

Most of our debt is for water and sewer projects which are paid by municipalities and individuals through assessments. It is the local municipalities and the individual taxpayers that receive the greatest benefit of our high rating.

4) Reduced Interest Rates on Bond Issues.

According to Wachovia Securities, formerly A.G. Edwards & Sons, an investment banking firm, the effect of as little as one half step change in the rating could

Overall Benefits of the Financing Tools (continued)



affect the interest rate anywhere between 3 basis points (.03%) to as much as 10 basis points (.10%). On \$100 million in outstanding debt, this would cost an additional \$315,000 to \$1,053,000 over the life of the issue. Remember, these figures represent only a half step change.

5) Low Millage Rate.

If the financing tools had not been put into place so many years ago, the County would have significantly more expenditures to fund with its operating levy, possibly requiring a higher levy.

Most, if not all, Counties in the State are faced with the problem of how to fund the unexpected, how to fund new equipment, and how to fund and solve space problems. These financing tools have allowed Ottawa County to solve these problems without additional taxpayer burdens.

**County of Ottawa
Financing Tools
Solid Waste Clean-up Fund (2271)
History/Projections**

						ESTIMATED	BUDGET	PROJECTIONS 			
	2006	2007	2008	2009	2010	2011	2012	2013	2014	2015	2016
Beginning Fund Balance	\$7,804,097	\$7,865,050	\$7,999,142	\$3,928,667	\$3,491,435	\$3,081,620	\$2,495,370	\$2,216,969	\$1,931,817	\$1,652,945	\$1,384,193
Revenues:											
Interest on Investments	\$335,869	\$443,448	\$274,840	\$41,269	\$41,126	\$32,655	\$13,699	\$21,948	\$16,227	\$38,348	\$36,820
Other Revenue	\$5,803	\$0	\$0	\$0	\$0	\$0					
Total Revenue	\$341,672	\$443,448	\$274,840	\$41,269	\$41,126	\$32,655	\$13,699	\$21,948	\$16,227	\$38,348	\$36,820
Expenditures:											
Landfill Clean-up	\$131,613	\$130,388	\$141,225	\$282,919	\$394,400	\$372,100	\$292,100	\$307,100	\$295,100	\$307,100	\$292,100
Transfer Out	\$0	\$0	\$2,500,000	\$0	\$0	\$0					
Capital Expenditures	\$149,106	\$178,968	\$1,704,090	\$195,582	\$56,541	\$246,805	\$0	\$0	\$0	\$0	\$0
Total Expenditures	\$280,719	\$309,356	\$4,345,315	\$478,501	\$450,941	\$618,905	\$292,100	\$307,100	\$295,100	\$307,100	\$292,100
Projected Ending Fund Balance	\$7,865,050	\$7,999,142	\$3,928,667	\$3,491,435	\$3,081,620	\$2,495,370	\$2,216,969	\$1,931,817	\$1,652,945	\$1,384,193	\$1,128,912
	PROJECTIONS 										
	2017	2018	2019	2020	2021	2022	2023	2024	2025	2026	2027
Beginning Fund Balance	\$1,128,912	\$842,697	\$564,030	\$269,339	(\$16,028)	(\$311,049)	(\$609,020)	(\$909,971)	(\$1,213,932)	(\$1,520,933)	(\$1,831,004)
Revenues:											
Interest on Investments	\$20,885	\$16,433	\$12,409	\$6,733	\$0	\$0	\$0	\$0	\$0	\$0	\$0
Other Revenue											
Total Revenue	\$20,885	\$16,433	\$12,409	\$6,733	\$0	\$0	\$0	\$0	\$0	\$0	\$0
Expenditures:											
Landfill Clean-up	\$307,100	\$295,100	\$307,100	\$292,100	\$295,021	\$297,971	\$300,951	\$303,961	\$307,001	\$310,071	\$313,172
Capital Expenditures	\$0	\$0	\$0	\$0	\$0	\$0	\$0	\$0	\$0	\$0	\$0
Total Expenditures	\$307,100	\$295,100	\$307,100	\$292,100	\$295,021	\$297,971	\$300,951	\$303,961	\$307,001	\$310,071	\$313,172
Projected Ending Fund Balance	\$842,697	\$564,030	\$269,339	(\$16,028)	(\$311,049)	(\$609,020)	(\$909,971)	(\$1,213,932)	(\$1,520,933)	(\$1,831,004)	(\$2,144,176)

Assumes an annual interest rate of .02% - 2.9%.

Also assumes no additional capital improvement projects will be necessary (e.g., pump replacement).

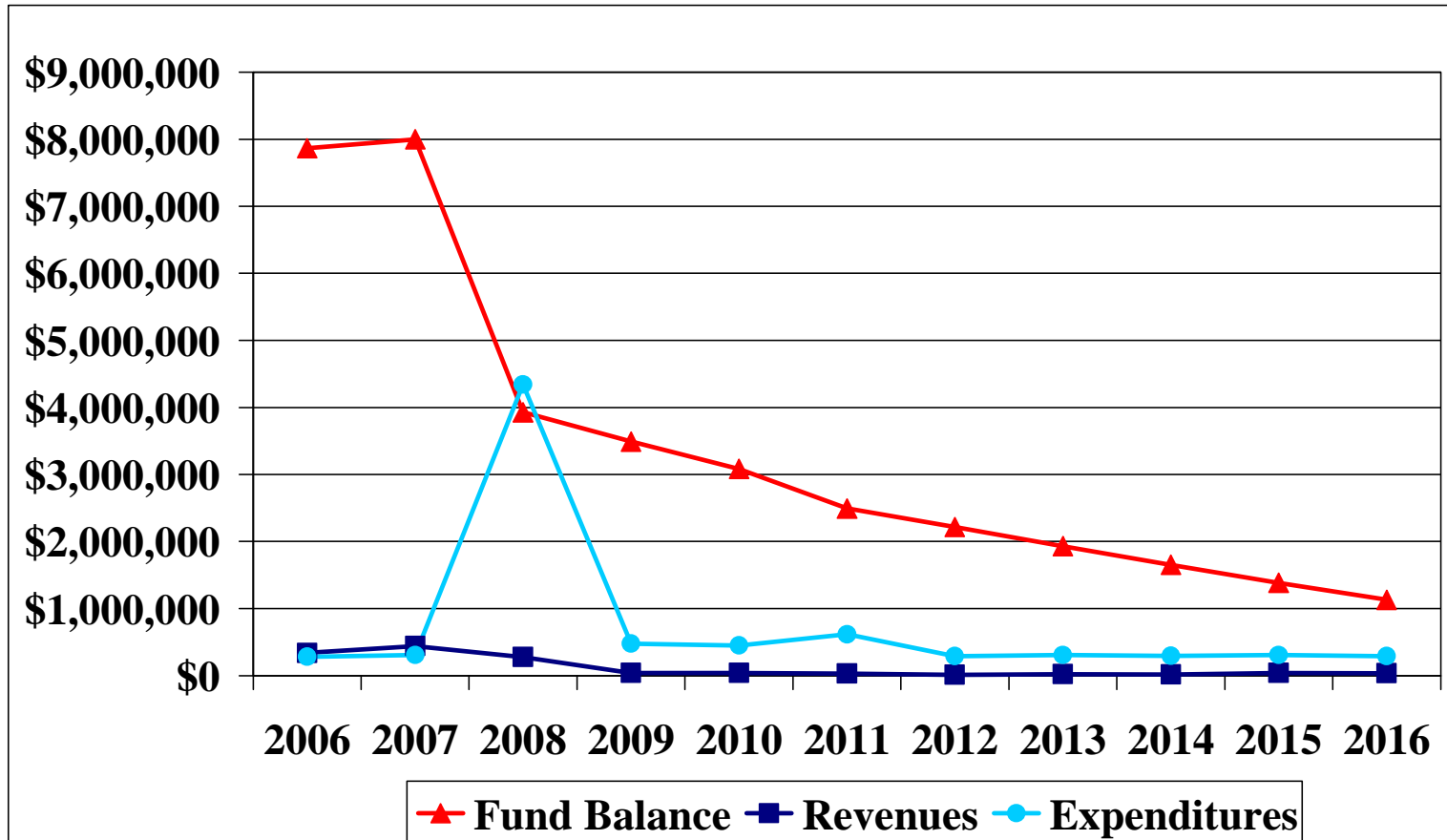
The fund balance projections for this fund have further deteriorated since last year. Projected interest rates are lower and the basic operating and maintenance costs projected by the Road Commission have increased.

Specifically, prior expenditure projections for 2009 - 2027 averaged \$166,000 per year; the new projections average \$294,000. Administration continues to monitor the fund closely.

9/15/11 4:17 PM

i:\fb\2012 budget\2271proj.xls

Solid Waste Clean-Up



**County of Ottawa
Financing Tools
Infrastructure Fund (2444)
History/Projections Cash Basis**

Note: This schedule is now a cash balance analysis rather than a fund balance analysis in order to track revolving loans to municipalities.

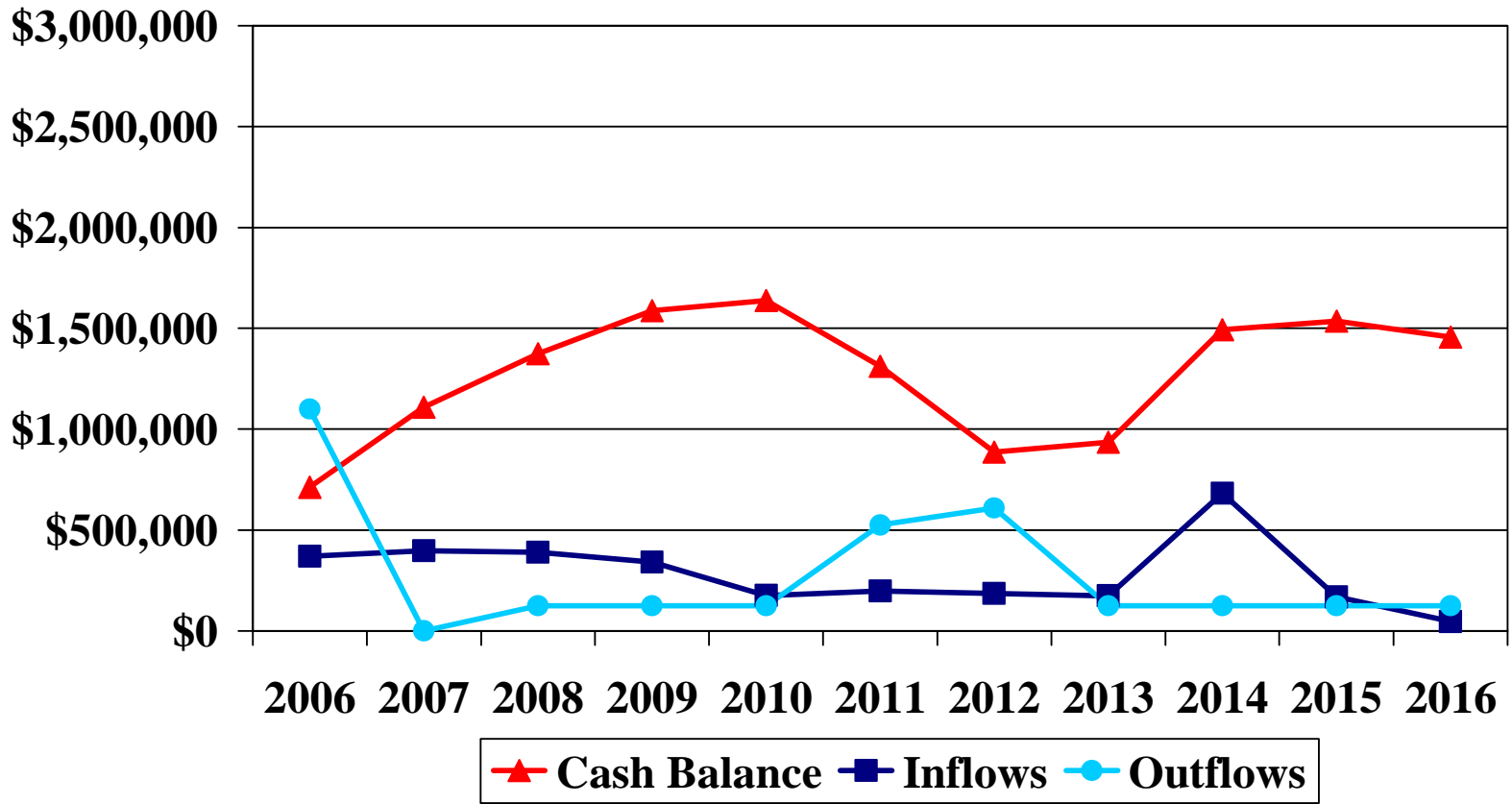
	2006	2007	2008	2009	2010	ESTIMATED 2011	BUDGET 2012	PROJECTIONS 2013	2014	2015	2016
Beginning Cash Balance	\$1,442,605	\$712,501	\$1,109,115	\$1,373,164	\$1,588,212	\$1,638,980	\$1,311,353	\$886,763	\$935,329	\$1,492,360	\$1,535,661
Inflows:											
Loan Repayments	\$322,197	\$349,866	\$335,901	\$288,280	\$158,842	\$177,189	\$168,016	\$168,016	\$679,125	\$168,016	\$28,968
Interest on Investments <i>1</i>	\$47,699	\$46,748	\$53,148	\$51,768	\$16,926	\$20,184	\$17,394	\$5,550	\$2,906	\$285	\$17,517
Transfer from the Project Portion											
Operating Transfers - General Fund	\$0	\$0	\$0	\$0	\$0	\$0	\$0	\$0	\$0	\$0	\$0
Total Inflows	\$369,896	\$396,614	\$389,049	\$340,048	\$175,768	\$197,373	\$185,410	\$173,566	\$682,031	\$168,301	\$46,485
Outflows:											
Land & Land Improvements	\$1,100,000	\$0	\$0	\$0	\$0	\$0	\$0	\$0	\$0	\$0	\$0
Building & Improvement	\$0	\$0	\$0	\$0	\$0	\$0	\$0	\$0	\$0	\$0	\$0
Transfer to DB-DC fund						\$400,000					
Wright Township	\$0	\$0	\$0	\$0	\$0	\$0	\$485,000	\$0	\$0	\$0	\$0
Debt Service	\$0	\$0	\$125,000	\$125,000	\$125,000	\$125,000	\$125,000	\$125,000	\$125,000	\$125,000	\$125,000
Total Outflows	\$1,100,000	\$0	\$125,000	\$125,000	\$125,000	\$525,000	\$610,000	\$125,000	\$125,000	\$125,000	\$125,000
Ending Cash Balance	\$712,501	\$1,109,115	\$1,373,164	\$1,588,212	\$1,638,980	\$1,311,353	\$886,763	\$935,329	\$1,492,360	\$1,535,661	\$1,457,146

PROJECTIONS

	2017	2018	2019	2020	2021	2022	2023	2024	2025	2026	2027
Beginning Cash Balance	\$1,457,146	\$1,354,303	\$1,252,611	\$1,153,187	\$1,054,867	\$957,748	\$862,301	\$764,109	\$663,103	\$559,204	\$452,330
Inflows:											
Loan Repayments	\$0	\$0	\$0	\$0	\$0	\$0	\$0	\$0	\$0	\$0	\$0
Interest on Investments <i>1</i>	\$22,157	\$23,308	\$25,576	\$26,680	\$27,881	\$29,553	\$26,808	\$23,994	\$21,101	\$18,126	\$15,066
Operating Transfers - General Fund	\$0	\$0	\$0	\$0	\$0	\$0	\$0	\$0	\$0	\$0	\$0
Total Inflows	\$22,157	\$23,308	\$25,576	\$26,680	\$27,881	\$29,553	\$26,808	\$23,994	\$21,101	\$18,126	\$15,066
Outflows:											
Land & Land Improvements	\$0	\$0	\$0	\$0	\$0	\$0	\$0	\$0	\$0	\$0	\$0
Building & Improvement	\$0	\$0	\$0	\$0	\$0	\$0	\$0	\$0	\$0	\$0	\$0
Other / Consultants	\$0	\$0	\$0	\$0	\$0	\$0	\$0	\$0	\$0	\$0	\$0
Debt Service	\$125,000	\$125,000	\$125,000	\$125,000	\$125,000	\$125,000	\$125,000	\$125,000	\$125,000	\$125,000	\$125,000
Total Outflows	\$125,000	\$125,000	\$125,000	\$125,000	\$125,000	\$125,000	\$125,000	\$125,000	\$125,000	\$125,000	\$125,000
Ending Cash Balance	\$1,354,303	\$1,252,611	\$1,153,187	\$1,054,867	\$957,748	\$862,301	\$764,109	\$663,103	\$559,204	\$452,330	\$342,396

1 Assumes an annual interest rate of .02% to 2.9%.

Infrastructure

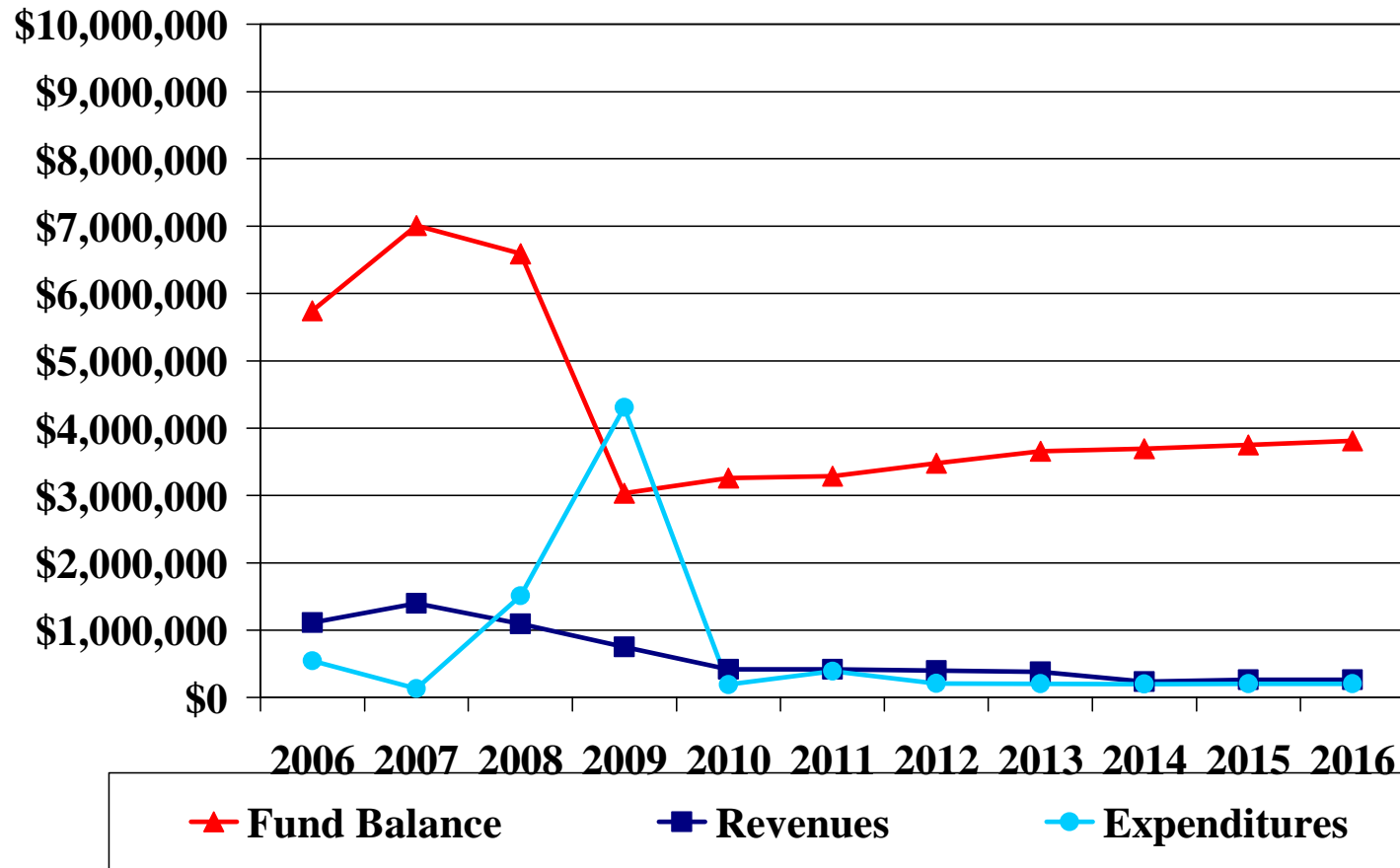


County of Ottawa
Financing Tools
Public Improvement Fund (2450)
History/Projections


	ESTIMATED BUDGET PROJECTIONS										
	2006	2007	2008	2009	2010	2011	2012	2013	2014	2015	2016
Beginning Fund Balance	\$5,176,075	\$5,740,998	\$7,008,669	\$6,590,988	\$3,033,859	\$3,262,592	\$3,289,037	\$3,478,237	\$3,655,319	\$3,691,535	\$3,751,970
Revenues:											
Interest on Investments	\$231,670	\$346,122	\$328,830	\$38,765	\$39,217	\$33,297	\$16,873	\$11,130	\$731	\$42,822	\$55,154
12251 James Street Building	\$215,916	\$215,919	\$130,138	\$45,626	\$43,200	\$42,798	\$42,798	\$44,119	\$44,119	\$44,119	\$44,119
Coopersville Building	\$26,736	\$26,736	\$26,736	\$0	\$0	\$0	\$0	\$0	\$0	\$0	\$0
FIA Building	\$465,627	\$459,825	\$452,606	\$473,989	\$451,324	\$462,657	\$462,657	\$447,694	\$316,227	\$301,755	\$287,400
WEMET	\$26,256	\$26,256	\$26,256	\$26,256	\$26,256	\$26,256	\$26,256	\$26,256	\$26,256	\$26,256	\$26,256
Hudsonville Human Services	\$10,041	\$10,952	\$10,952	\$10,952	\$10,952	\$913					
Grand Haven Human Services	\$66,432	\$66,437	\$45,914	\$45,914	\$45,914	\$45,914	\$45,914	\$45,914	\$45,914	\$45,914	\$45,914
Other Revenue	\$67,415	\$72,906	\$71,756	\$99,808	\$104,155	\$105,185	\$105,577	\$105,144	\$105,144	\$105,144	\$105,144
Rent Diverted to General Fund					(\$300,000)	(\$300,000)	(\$300,000)	(\$300,000)	(\$300,000)	(\$300,000)	(\$300,000)
Operating Transf In		\$173,994		\$10,488							
Total Revenues	\$1,110,093	\$1,399,147	\$1,093,188	\$751,798	\$421,018	\$417,020	\$400,075	\$380,257	\$238,391	\$266,010	\$263,987
Expenditures											
Building & Improvement	\$70,510	\$125,636	\$176	\$195,928		\$200,000	\$20,000				
Debt Service - GH/WO	\$0	\$325	\$187,713	\$187,200	\$186,900	\$187,875	\$188,075	\$188,175	\$187,175	\$190,575	\$188,825
Operating Transf Out GH/WO	\$68,161	\$0	\$1,266,618	\$3,917,388							
Other / Consultants	\$406,499	\$5,515	\$56,362	\$8,411	\$5,385	\$2,700	\$2,800	\$15,000	\$15,000	\$15,000	\$15,000
Total Expenditures	\$545,170	\$131,476	\$1,510,869	\$4,308,927	\$192,285	\$390,575	\$210,875	\$203,175	\$202,175	\$205,575	\$203,825
Projected Ending Fund Balance	\$5,740,998	\$7,008,669	\$6,590,988	\$3,033,859	\$3,262,592	\$3,289,037	\$3,478,237	\$3,655,319	\$3,691,535	\$3,751,970	\$3,812,132
PROJECTIONS											
	2017	2018	2019	2020	2021	2022	2023	2024	2025	2026	2027
Beginning Fund Balance	\$3,812,132	\$3,763,998	\$4,012,351	\$4,261,343	\$4,517,831	\$4,735,786	\$4,945,314	\$5,145,014	\$5,335,482	\$5,501,648	\$5,658,405
Revenues:											
Interest on Investments	\$62,900	\$73,398	\$88,272	\$106,534	\$131,017	\$137,338	\$143,414	\$149,205	\$154,729	\$159,548	\$164,094
12251 James Street Building	\$44,119	\$44,119	\$44,119	\$44,119	\$44,119	\$44,127	\$41,837	\$41,156	\$41,156	\$41,156	\$41,156
Coopersville Building	\$0	\$0	\$0	\$0	\$0	\$0	\$0	\$0	\$0	\$0	\$0
FIA Building 1	\$273,158	\$259,022	\$244,987	\$231,046	\$217,194	\$203,426	\$189,737	\$173,642	\$140,816	\$127,328	\$113,897
WEMET	\$26,256	\$26,256	\$26,256	\$26,256	\$26,256	\$26,256	\$26,256	\$26,256	\$26,256	\$26,256	\$26,256
Grand Haven Human Services	\$45,914	\$45,914	\$45,914	\$45,914	\$0	\$0	\$0	\$0	\$0	\$0	\$0
Rent Diverted to General Fund	(\$300,000)	\$0	\$0	\$0	\$0	\$0	\$0	\$0	\$0	\$0	\$0
Other Revenue	\$105,144	\$105,144	\$105,144	\$105,144	\$105,144	\$105,144	\$105,144	\$105,144	\$105,144	\$105,144	\$105,144
Total Revenues	\$257,491	\$553,853	\$554,692	\$559,013	\$523,730	\$516,291	\$506,388	\$495,403	\$468,101	\$459,432	\$450,547
Expenditures											
Building & Improvement	\$100,000	\$100,000	\$100,000	\$100,000	\$100,000	\$100,000	\$100,000	\$100,000	\$100,000	\$100,000	\$100,000
Debt Service - GH/WO	\$190,625	\$190,500	\$190,700	\$187,525	\$190,775	\$191,763	\$191,688	\$189,935	\$186,935	\$187,675	\$188,850
Other / Consultants	\$15,000	\$15,000	\$15,000	\$15,000	\$15,000	\$15,000	\$15,000	\$15,000	\$15,000	\$15,000	\$15,000
Total Expenditures	\$305,625	\$305,500	\$305,700	\$302,525	\$305,775	\$306,763	\$306,688	\$304,935	\$301,935	\$302,675	\$303,850
Projected Ending Fund Balance	\$3,763,998	\$4,012,351	\$4,261,343	\$4,517,831	\$4,735,786	\$4,945,314	\$5,145,014	\$5,335,482	\$5,501,648	\$5,658,405	\$5,805,102

1 Assumes a 20% decrease in our contract with DHS; the lease expires in 2014. Interest is estimated at .02% to 2.9% annually.

Public Improvement



**County of Ottawa
Financing Tools
Stabilization Fund (2570)
History/Projections**

	2006	2007	2008	2009	2010	ESTIMATED 2011	BUDGET 2012	PROJECTIONS 2013	2014	2015	2016
Beginning Fund Balance	\$7,603,560	\$7,872,350	\$8,232,069	\$8,269,673	\$8,269,673	\$8,269,673	\$8,269,673	\$8,269,673	\$8,269,673	\$8,269,673	\$8,269,673
Revenues:											
Transfer from General Fund	\$268,790	\$359,719	\$37,604	\$0	\$0	\$0	\$0	\$0	\$0	\$0	\$0
Total Revenue	\$268,790	\$359,719	\$37,604	\$0	\$0	\$0	\$0	\$0	\$0	\$0	\$0
Expenditures:											
Transfer to General Fund	\$0	\$0	\$0	\$0	\$0	\$0	\$0	\$0	\$0	\$0	\$0
Total Expenditures	\$0	\$0	\$0	\$0	\$0	\$0	\$0	\$0	\$0	\$0	\$0
Ending Fund Balance	\$7,872,350	\$8,232,069	\$8,269,673	\$8,269,673	\$8,269,673	\$8,269,673	\$8,269,673	\$8,269,673	\$8,269,673	\$8,269,673	\$8,269,673
Interest Income to General Fund	\$348,068	\$363,973	\$365,635	\$119,910	\$107,506	\$113,295	\$40,521	\$26,463	\$1,654	\$95,928	\$121,564
	PROJECTIONS 										
	2017	2018	2019	2020	2021	2022	2023	2024	2025	2026	2027
Beginning Fund Balance	\$8,269,673	\$8,269,673	\$8,269,673	\$8,269,673	\$8,269,673	\$8,269,673	\$8,269,673	\$8,269,673	\$8,269,673	\$8,269,673	\$8,269,673
Revenues:											
Transfer from General Fund	\$0	\$0	\$0	\$0	\$0	\$0	\$0	\$0	\$0	\$0	\$0
Total Revenue	\$0	\$0	\$0	\$0	\$0	\$0	\$0	\$0	\$0	\$0	\$0
Expenditures:											
Transfer to General Fund	\$0	\$0	\$0	\$0	\$0	\$0	\$0	\$0	\$0	\$0	\$0
Total Expenditures	\$0	\$0	\$0	\$0	\$0	\$0	\$0	\$0	\$0	\$0	\$0
Ending Fund Balance	\$8,269,673	\$8,269,673	\$8,269,673	\$8,269,673	\$8,269,673	\$8,269,673	\$8,269,673	\$8,269,673	\$8,269,673	\$8,269,673	\$8,269,673
Interest Income to General Fund	\$136,450	\$161,259	\$181,933	\$206,742	\$239,821	\$239,821	\$239,821	\$239,821	\$239,821	\$239,821	\$239,821

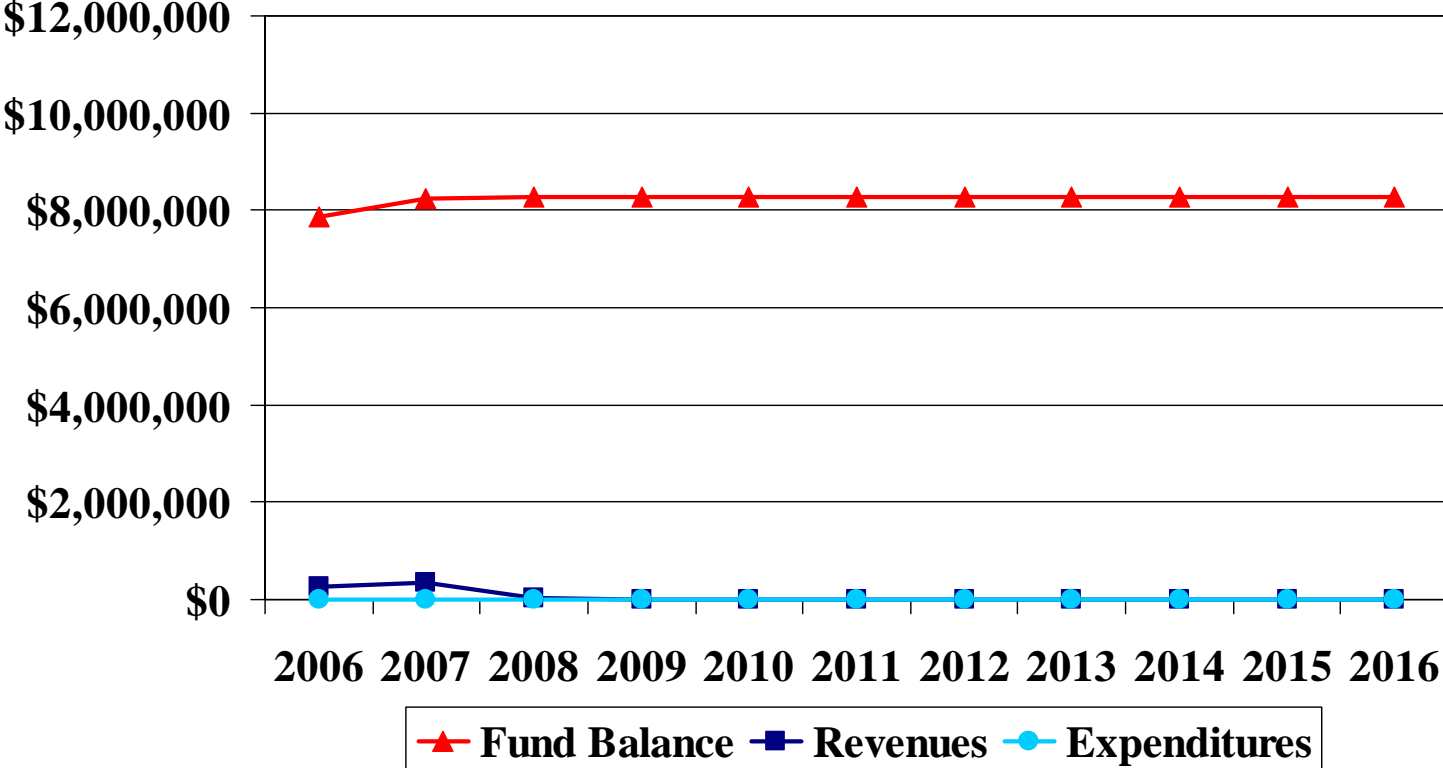
Notes: Estimated interest income to the General Fund is calculated at .02% - 2.9% per year

This financing tool is not currently fully funded. The estimated amount required to achieve full funding at 12/31/10 is estimated at \$886,111.


9/15/2011 17:11


i:\f\b\2012 budget\2570proj.xls

Stabilization



County of Ottawa
Financing Tools
Delinquent Tax Revolving Fund (5160)
History/Projections

	2006	2007	2008	2009	2010	ESTIMATED 2011	BUDGET 2012	PROJECTIONS 2013	2014	 2015	2016
Beginning Fund Balance	\$24,343,239	\$24,236,439	\$24,406,620	\$24,562,184	\$24,727,299	\$24,271,796	\$23,586,210	\$22,789,457	\$22,059,544	\$21,335,494	\$20,720,191
Revenues:											
Operating Revenue	\$1,149,927	\$1,519,704	\$1,917,109	\$2,225,825	\$1,853,450	\$1,671,842	\$1,809,311	\$1,888,079	\$1,871,886	\$1,818,300	\$1,737,731
Forfeiture Revenue	\$141,926	\$192,211	\$284,488	\$569,925	\$260,332	\$250,620	\$238,815	\$236,189	\$249,901	\$242,460	\$225,233
Nonoperating Revenue	\$844,786	\$999,816	\$706,196	\$156,383	\$200,078	\$160,000	\$78,400	\$75,823	\$2,877	\$162,107	\$197,372
Total Revenue	\$2,136,639	\$2,711,731	\$2,907,793	\$2,952,133	\$2,313,860	\$2,082,462	\$2,126,526	\$2,200,091	\$2,124,664	\$2,222,867	\$2,160,336
Expenses:											
Operating Expenses	\$1,374	\$1,012	\$1,012	\$591	\$0	\$0	\$0	\$0	\$0	\$0	\$0
Forfeiture Expenses	\$85,408	\$78,627	\$132,805	\$188,591	\$151,162	\$158,920	\$246,902	\$259,247	\$251,470	\$243,926	\$231,730
Transfer to General/Other Funds	\$0	\$0	\$0	\$0	\$0	\$0	\$625,000	\$625,000	\$625,000	\$625,000	\$625,000
Prin & Int Pmts	\$2,156,657	\$2,461,911	\$2,618,412	\$2,597,836	\$2,618,201	\$2,609,128	\$2,051,377	\$2,045,757	\$1,972,244	\$1,969,244	\$1,967,994
Total Expenses	\$2,243,439	\$2,541,550	\$2,752,229	\$2,787,018	\$2,769,363	\$2,768,048	\$2,923,279	\$2,930,004	\$2,848,714	\$2,838,170	\$2,824,724
Ending Fund Balance	\$24,236,439	\$24,406,620	\$24,562,184	\$24,727,299	\$24,271,796	\$23,586,210	\$22,789,457	\$22,059,544	\$21,335,494	\$20,720,191	\$20,055,803

											
	PROJECTIONS 2017	2018	2019	2020	2021	2022	2023	2024	2025	2026	2027
Beginning Fund Balance	\$20,055,803	\$19,342,815	\$19,451,771	\$19,555,184	\$19,717,174	\$19,930,339	\$20,196,546	\$20,497,071	\$20,809,976	\$21,116,427	\$22,017,138
Revenues:											
Operating Revenue	\$1,663,868	\$1,608,848	\$1,583,301	\$1,578,280	\$1,589,392	\$1,651,034	\$1,672,062	\$1,673,466	\$1,661,385	\$1,645,066	\$1,604,931
Forfeiture Revenue	\$223,089	\$214,714	\$197,230	\$220,601	\$208,047	\$206,903	\$220,048	\$220,048	\$215,578	\$217,397	\$214,329
Nonoperating Revenue	\$215,760	\$245,925	\$283,724	\$325,594	\$380,817	\$383,779	\$382,462	\$391,125	\$400,113	\$410,292	\$438,009
Total Revenue	\$2,102,717	\$2,069,487	\$2,064,255	\$2,124,475	\$2,178,256	\$2,241,716	\$2,274,572	\$2,284,639	\$2,277,076	\$2,272,755	\$2,257,269
Expenses:											
Operating Expenses	\$0	\$0	\$0	\$0	\$0	\$0	\$0	\$0	\$0	\$0	\$0
Forfeiture Expenses	\$222,461	\$215,787	\$213,629	\$213,629	\$215,765	\$226,553	\$226,553	\$226,553	\$224,287	\$222,044	\$215,383
Transfer to General/Other Funds	\$625,000	\$1,000,000	\$1,000,000	\$1,000,000	\$1,000,000	\$1,000,000	\$1,000,000	\$1,000,000	\$1,000,000	\$1,000,000	\$1,000,000
Prin & Int Pmts	\$1,968,244	\$744,744	\$747,213	\$748,856	\$749,326	\$748,956	\$747,494	\$745,181	\$746,338	\$150,000	\$150,000
Total Expenses	\$2,815,705	\$1,960,531	\$1,960,842	\$1,962,485	\$1,965,091	\$1,975,509	\$1,974,047	\$1,971,734	\$1,970,625	\$1,372,044	\$1,365,383
Ending Fund Balance	\$19,342,815	\$19,451,771	\$19,555,184	\$19,717,174	\$19,930,339	\$20,196,546	\$20,497,071	\$20,809,976	\$21,116,427	\$22,017,138	\$22,909,024

Long term projections for this fund are difficult to determine due to the overall economic volatility. These projections reflect changes in the annual delinquency of -5% to +5%.

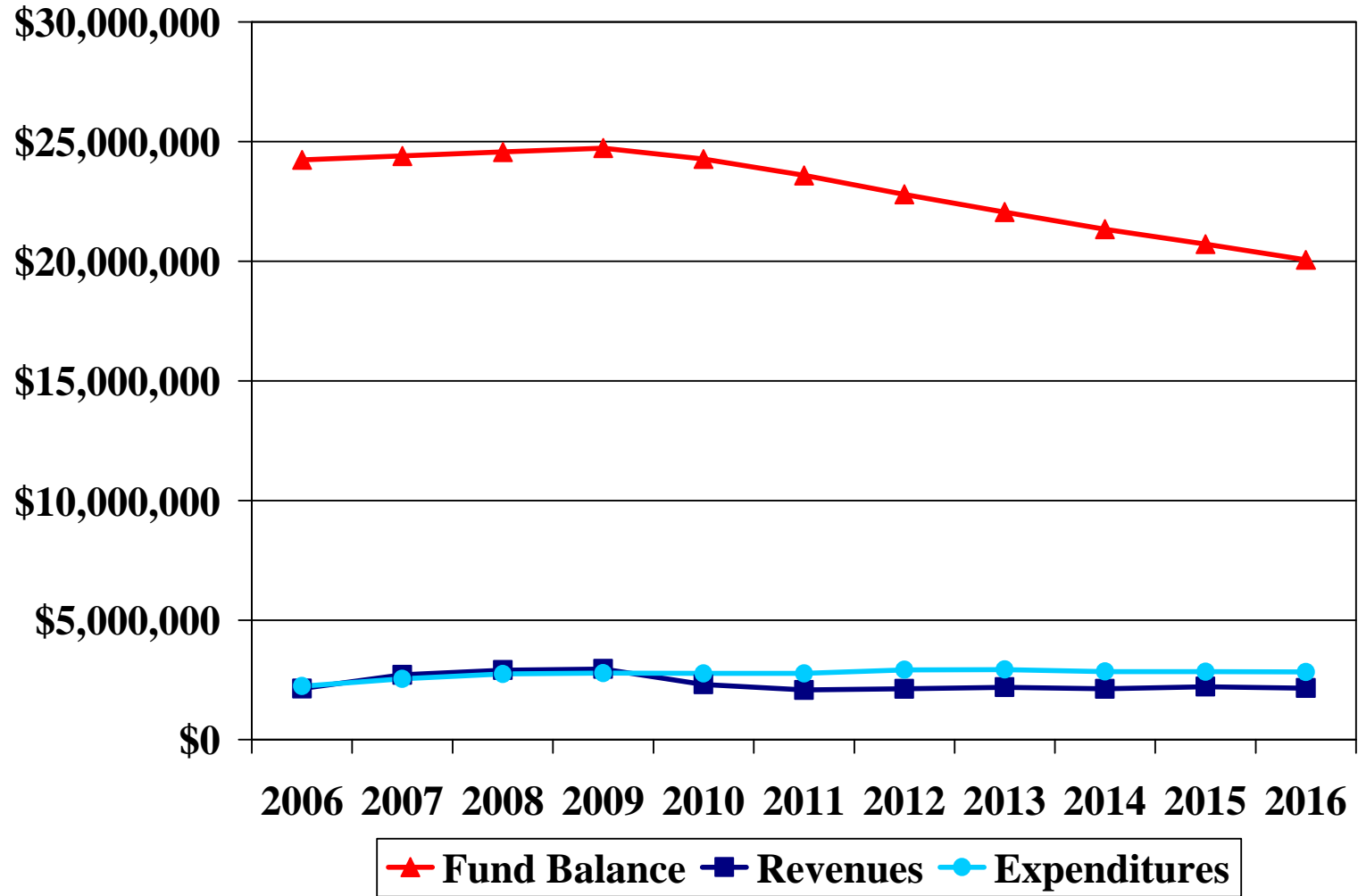
9/16/2011 15:13

Interest for 2013 thru 2027 ranges from .02% to 2.9% annually.

i:\f\2010 budget\5160proj.xls

Principal and interest payments include bond fees

Delinquent Tax Revolving Fund

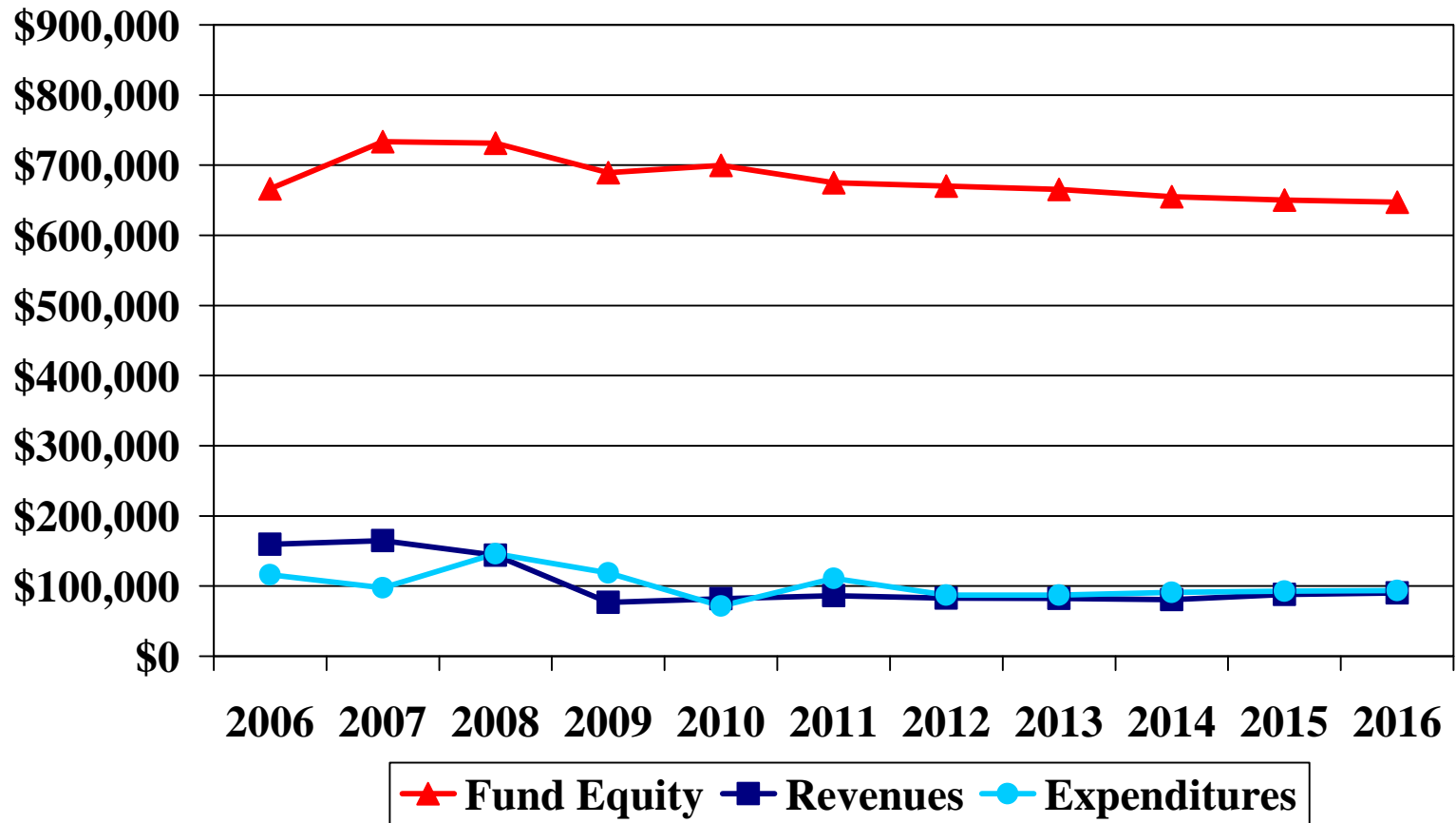


**County of Ottawa
Financing Tools
Duplicating Fund (6450)
History/Projections**



	2006	2007	2008	2009	2010	ESTIMATED 2011	BUDGET 2012	PROJECTIONS 2013	2014	2015	2016
Beginning Fund Equity	\$623,065	\$666,476	\$733,656	\$731,485	\$689,195	\$699,565	\$674,895	\$670,439	\$665,643	\$655,085	\$650,319
Revenues:											
Operating Revenue	\$135,334	\$128,483	\$115,034	\$70,429	\$73,807	\$80,000	\$80,000	\$80,200	\$80,401	\$80,602	\$80,804
Nonoperating Revenue	\$24,398	\$36,071	\$28,937	\$6,236	\$7,992	\$6,400	\$2,738	\$2,145	\$133	\$7,599	\$9,560
Operating Transfers in	\$0	\$0	\$0	\$0	\$0	\$0	\$0	\$0	\$0	\$0	\$0
Total Revenue	\$159,732	\$164,554	\$143,971	\$76,665	\$81,799	\$86,400	\$82,738	\$82,345	\$80,534	\$88,201	\$90,364
Expenses:											
Operating Expenses	\$116,321	\$97,374	\$146,142	\$118,955	\$71,429	\$111,070	\$87,194	\$87,142	\$91,092	\$92,967	\$93,525
Operating Transfers Out	\$0	\$0	\$0	\$0	\$0	\$0	\$0	\$0	\$0	\$0	\$0
Total Expenses	\$116,321	\$97,374	\$146,142	\$118,955	\$71,429	\$111,070	\$87,194	\$87,142	\$91,092	\$92,967	\$93,525
Ending Fund Equity	\$666,476	\$733,656	\$731,485	\$689,195	\$699,565	\$674,895	\$670,439	\$665,643	\$655,085	\$650,319	\$647,158
	PROJECTIONS										
	2017	2018	2019	2020	2021	2022	2023	2024	2025	2026	2027
Beginning Fund Equity	\$647,158	\$641,052	\$634,345	\$626,506	\$617,965	\$608,884	\$596,671	\$581,285	\$562,458	\$540,279	\$514,220
Revenues:											
Operating Revenue	\$81,006	\$81,209	\$81,412	\$81,616	\$81,820	\$82,025	\$82,230	\$82,436	\$82,642	\$82,849	\$83,056
Nonoperating Revenue	\$10,678	\$12,501	\$13,956	\$15,663	\$17,921	\$17,658	\$17,303	\$16,857	\$16,311	\$15,668	\$14,912
Operating Transfers in	\$0	\$0	\$0	\$0	\$0	\$0	\$0	\$0	\$0	\$0	\$0
Total Revenue	\$91,684	\$93,710	\$95,368	\$97,279	\$99,741	\$99,683	\$99,533	\$99,293	\$98,953	\$98,517	\$97,968
Expenses:											
Operating Expenses	\$97,790	\$100,416	\$103,207	\$105,819	\$108,822	\$111,896	\$114,919	\$118,121	\$121,132	\$124,576	\$128,106
Operating Transfers Out	\$0	\$0	\$0	\$0	\$0	\$0	\$0	\$0	\$0	\$0	\$0
Total Expenses	\$97,790	\$100,416	\$103,207	\$105,819	\$108,822	\$111,896	\$114,919	\$118,121	\$121,132	\$124,576	\$128,106
Ending Fund Equity	\$641,052	\$634,345	\$626,506	\$617,965	\$608,884	\$596,671	\$581,285	\$562,458	\$540,279	\$514,220	\$484,083

Note: Chargeback rates to departments have been reduced to bring fund equity down.
Assumes an annual interest rate of .02% - 2.9%.

Duplicating

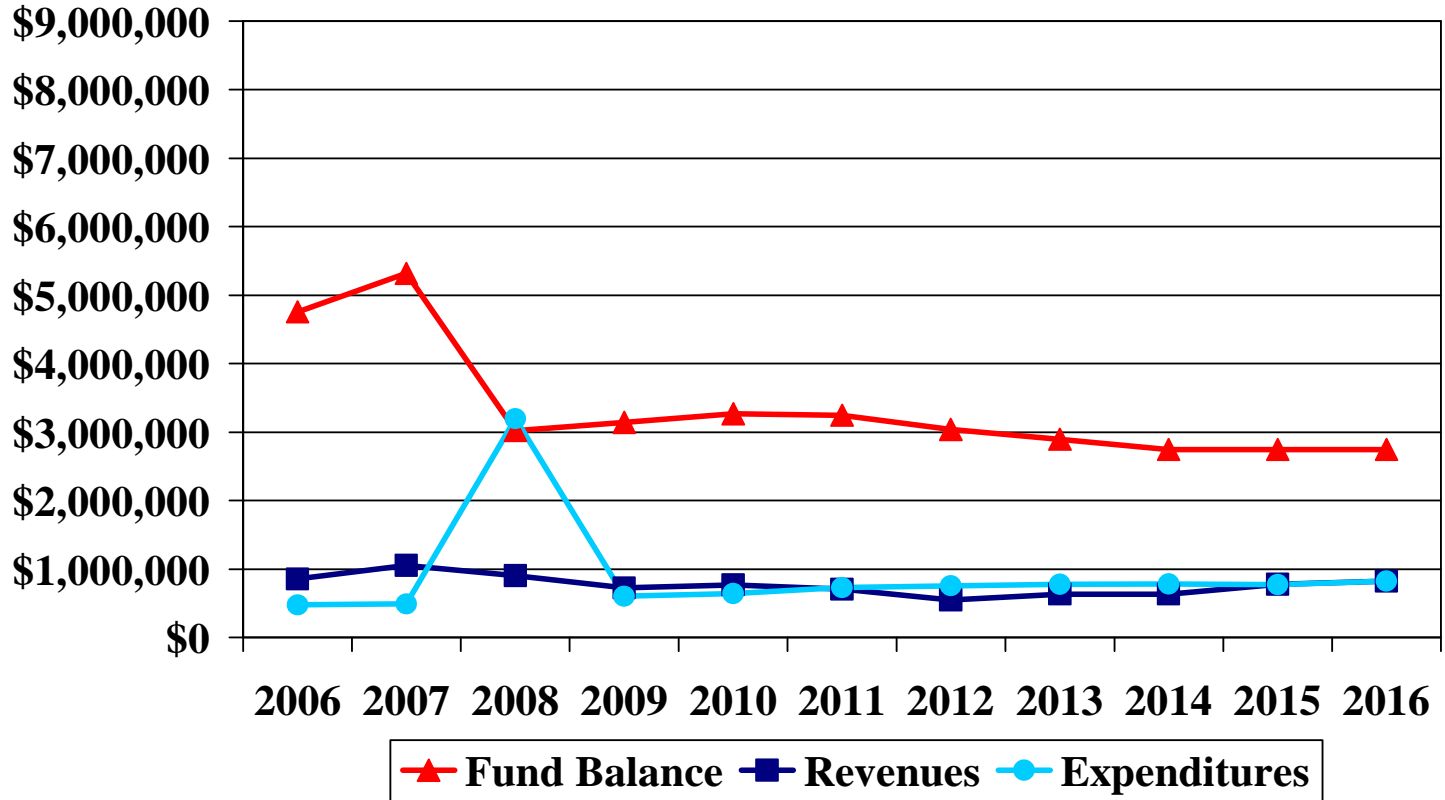


**County of Ottawa
Financing Tools
Telecommunications (6550)
History/Projections**



					ESTIMATED	BUDGET	PROJECTIONS				
	2006	2007	2008	2009	2010	2011	2012	2013	2014	2015	2016
Beginning Fund Equity	\$4,379,802	\$4,754,622	\$5,316,040	\$3,022,401	\$3,141,580	\$3,266,146	\$3,243,834	\$3,037,489	\$2,894,513	\$2,744,958	\$2,746,533
Revenues:											
Operating Revenue *	\$687,552	\$806,909	\$705,878	\$705,109	\$735,570	\$682,289	\$665,304	\$750,654	\$757,527	\$749,151	\$796,869
Nonoperating Revenue	\$165,254	\$246,288	\$195,984	\$17,257	\$33,413	\$24,480	\$10,275	\$7,024	\$445	\$26,575	\$24,298
Diverted Phone Comm.	\$0	\$0	\$0	\$0			(\$125,000)	(\$125,000)	(\$125,000)		
Total Revenue	\$852,806	\$1,053,197	\$901,862	\$722,366	\$768,983	\$706,769	\$550,579	\$632,678	\$632,972	\$775,726	\$821,167
Expenses:											
Operating Expenses	\$477,986	\$491,779	\$445,501	\$453,187	\$494,417	\$579,081	\$606,924	\$625,654	\$632,527	\$624,151	\$671,869
Debt Service - GH/WO	\$0	\$0	\$150,000	\$150,000	\$150,000	\$150,000	\$150,000	\$150,000	\$150,000	\$150,000	\$150,000
Operating Transfers Out	\$0	\$0	\$2,600,000	\$0		\$0	\$0	\$0	\$0	\$0	\$0
Total Expenses	\$477,986	\$491,779	\$3,195,501	\$603,187	\$644,417	\$729,081	\$756,924	\$775,654	\$782,527	\$774,151	\$821,869
Ending Fund Equity	\$4,754,622	\$5,316,040	\$3,022,401	\$3,141,580	\$3,266,146	\$3,243,834	\$3,037,489	\$2,894,513	\$2,744,958	\$2,746,533	\$2,745,831
	PROJECTIONS										
	2017	2018	2019	2020	2021	2022	2023	2024	2025	2026	2027
Beginning Fund Equity	\$2,745,831	\$2,738,212	\$2,737,856	\$2,745,105	\$2,760,294	\$2,787,825	\$2,821,438	\$2,856,404	\$2,891,824	\$2,932,550	\$2,960,852
Revenues:											
Operating Revenue	\$873,749	\$887,975	\$906,627	\$932,130	\$929,944	\$926,205	\$967,893	\$996,117	\$1,021,202	\$1,036,223	\$1,033,034
Nonoperating Revenue	\$17,381	\$24,644	\$32,249	\$40,189	\$52,531	\$58,613	\$59,966	\$60,420	\$65,726	\$53,302	\$36,733
Diverted Phone Comm.		\$0	\$0	\$0	\$0	\$0	\$0	\$0	\$0	\$0	\$0
Total Revenue	\$891,130	\$912,619	\$938,876	\$972,319	\$982,475	\$984,818	\$1,027,859	\$1,056,537	\$1,086,928	\$1,089,525	\$1,069,767
Expenses:											
Operating Expenses	\$748,749	\$762,975	\$781,627	\$807,130	\$804,944	\$801,205	\$842,893	\$871,117	\$896,202	\$911,223	\$908,034
Debt Service - GH/WO	\$150,000	\$150,000	\$150,000	\$150,000	\$150,000	\$150,000	\$150,000	\$150,000	\$150,000	\$150,000	\$150,000
Operating Transfers Out	\$0	\$0	\$0	\$0	\$0	\$0	\$0	\$0	\$0	\$0	\$0
Total Expenses	\$898,749	\$912,975	\$931,627	\$957,130	\$954,944	\$951,205	\$992,893	\$1,021,117	\$1,046,202	\$1,061,223	\$1,058,034
Ending Fund Equity	\$2,738,212	\$2,737,856	\$2,745,105	\$2,760,294	\$2,787,825	\$2,821,438	\$2,856,404	\$2,891,824	\$2,932,550	\$2,960,852	\$2,972,585

* Assumes no legislative changes are enacted affecting commissions on inmate phone calls, and subsequent contractual arrangements for the commissions are similar to the current contract.

Telecommunications



**County of Ottawa
Financing Tools
Equipment Pool Fund (6641)
History/Projections**

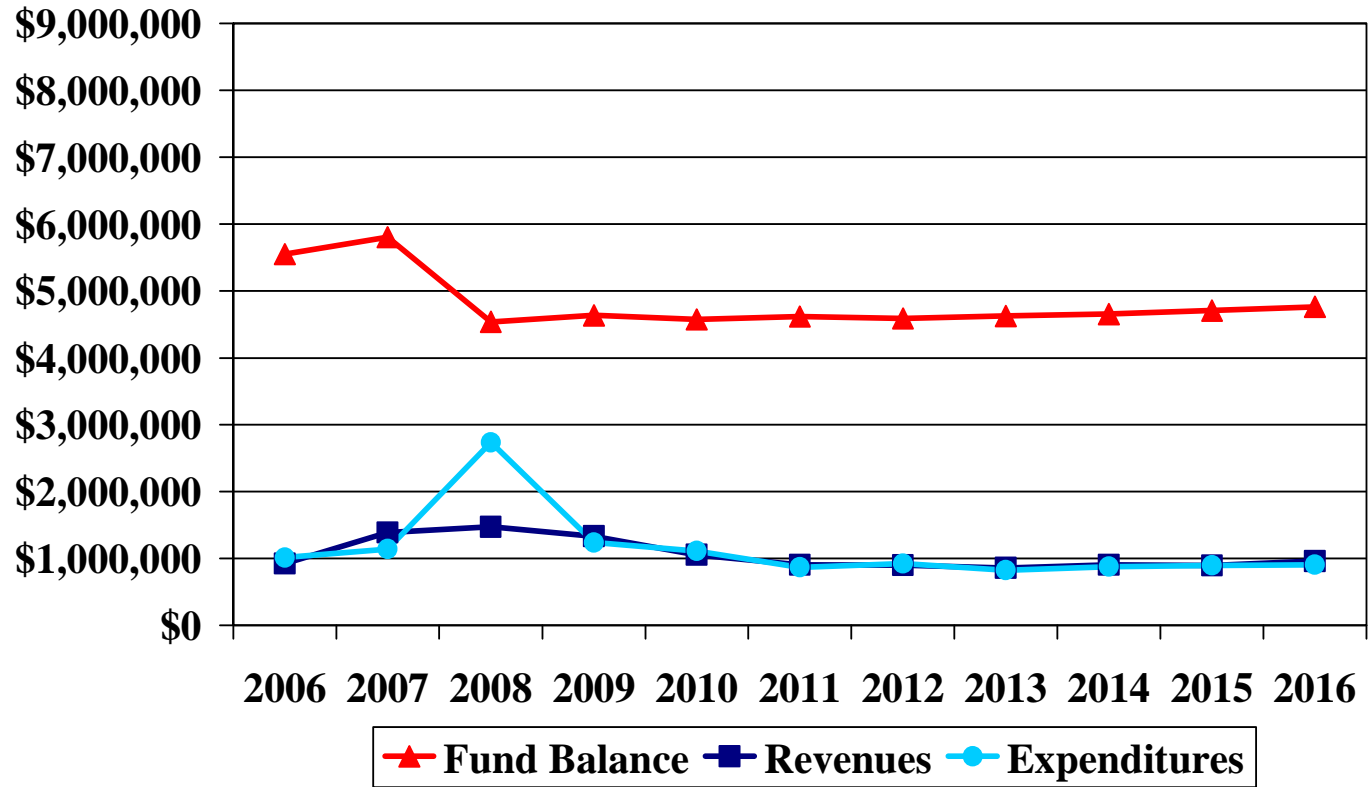
	<u>2006</u>	<u>2007</u>	<u>2008</u>	<u>2009</u>	<u>2010</u>	<u>2011</u>	BUDGET <u>2012</u>	PROJECTIONS <u>2013</u>	 <u>2014</u>	<u>2015</u>	<u>2016</u>
Beginning Fund Equity	\$5,641,538	\$5,552,615	\$5,803,262	\$4,538,679	\$4,636,445	\$4,576,201	\$4,615,146	\$4,590,500	\$4,626,286	\$4,656,151	\$4,704,427
Revenues:											
Operating Revenue	\$1,009,952	\$1,256,930	\$1,332,918	\$1,247,288	\$1,020,730	\$794,807	\$825,438	\$802,791	\$854,893	\$824,699	\$878,378
Nonoperating Revenue	(\$87,469)	\$131,688	\$138,977	\$87,434	\$33,309	\$110,000	\$73,760	\$57,883	\$52,944	\$72,371	\$84,092
Operating Transfers in	\$0	\$0	\$0	\$0	\$0	\$0	\$0	\$0	\$0	\$0	\$0
Total Revenue	<u>\$922,483</u>	<u>\$1,388,618</u>	<u>\$1,471,895</u>	<u>\$1,334,722</u>	<u>\$1,054,039</u>	<u>\$904,807</u>	<u>\$899,198</u>	<u>\$860,674</u>	<u>\$907,837</u>	<u>\$897,070</u>	<u>\$962,470</u>
Expenses:											
Operating Expenses	\$1,011,406	\$1,137,971	\$1,236,478	\$1,236,956	\$1,114,283	\$865,862	\$923,844	\$824,888	\$877,972	\$848,794	\$903,526
Operating Transfers Out	\$0	\$0	\$1,500,000	\$0	\$0	\$0	\$0	\$0	\$0	\$0	\$0
Total Expenses	<u>\$1,011,406</u>	<u>\$1,137,971</u>	<u>\$2,736,478</u>	<u>\$1,236,956</u>	<u>\$1,114,283</u>	<u>\$865,862</u>	<u>\$923,844</u>	<u>\$824,888</u>	<u>\$877,972</u>	<u>\$848,794</u>	<u>\$903,526</u>
Ending Fund Equity	<u>\$5,552,615</u>	<u>\$5,803,262</u>	<u>\$4,538,679</u>	<u>\$4,636,445</u>	<u>\$4,576,201</u>	<u>\$4,615,146</u>	<u>\$4,590,500</u>	<u>\$4,626,286</u>	<u>\$4,656,151</u>	<u>\$4,704,427</u>	<u>\$4,763,371</u>
	PROJECTIONS										
	<u>2017</u>	<u>2018</u>	<u>2019</u>	<u>2020</u>	<u>2021</u>	<u>2022</u>	<u>2023</u>	<u>2024</u>	<u>2025</u>	<u>2026</u>	<u>2027</u>
Beginning Fund Equity	\$4,763,371	\$4,826,145	\$4,888,720	\$4,967,306	\$5,052,924	\$5,142,847	\$5,245,362	\$5,341,158	\$5,426,543	\$5,523,783	\$5,598,363
Revenues:											
Operating Revenue	\$775,860	\$778,368	\$892,178	\$945,315	\$956,129	\$974,677	\$701,460	\$885,301	\$1,156,027	\$1,111,917	\$1,031,188
Nonoperating Revenue	\$89,011	\$89,939	\$107,116	\$115,353	\$120,905	\$134,787	\$129,401	\$120,369	\$133,650	\$112,465	\$86,878
Operating Transfers in	\$0	\$0	\$0	\$0	\$0	\$0	\$0	\$0	\$0	\$0	\$0
Total Revenue	<u>\$864,871</u>	<u>\$868,307</u>	<u>\$999,294</u>	<u>\$1,060,668</u>	<u>\$1,077,034</u>	<u>\$1,109,464</u>	<u>\$830,861</u>	<u>\$1,005,670</u>	<u>\$1,289,677</u>	<u>\$1,224,382</u>	<u>\$1,118,066</u>
Expenses:											
Operating Expenses	\$802,097	\$805,732	\$920,708	\$975,050	\$987,111	\$1,006,949	\$735,065	\$920,285	\$1,192,437	\$1,149,802	\$1,070,598
Operating Transfers Out	\$0	\$0	\$0	\$0	\$0	\$0	\$0	\$0	\$0	\$0	\$0
Total Expenses	<u>\$802,097</u>	<u>\$805,732</u>	<u>\$920,708</u>	<u>\$975,050</u>	<u>\$987,111</u>	<u>\$1,006,949</u>	<u>\$735,065</u>	<u>\$920,285</u>	<u>\$1,192,437</u>	<u>\$1,149,802</u>	<u>\$1,070,598</u>
Ending Fund Equity	<u>\$4,826,145</u>	<u>\$4,888,720</u>	<u>\$4,967,306</u>	<u>\$5,052,924</u>	<u>\$5,142,847</u>	<u>\$5,245,362</u>	<u>\$5,341,158</u>	<u>\$5,426,543</u>	<u>\$5,523,783</u>	<u>\$5,598,363</u>	<u>\$5,645,831</u>

Assumes equipment is replaced based on its useful life and 2% inflation per year. Technology changes are difficult to predict.

9/23/2011 15:35

I:\f\b\2012 budget\6641hist.xls

Equipment Pool



Department	Fund/Dept #	Description	Personnel Costs	Equipment Costs	Comments
Parks & Recreation	2081-7510	Parks Secretary	(\$12,471)	\$0	In conjunction w/ Temp RPC II below
Circuit Court	1010-1370	Legal Self-Help Coordinator	\$74,510	\$0	
Corporate Counsel	1010-2100	.125 FTE increase for administrative assistant	\$9,204	\$0	
Drain Commissioner	1010-2750	.75 Secretary	\$36,260	\$0	Will be re-evaluated after one year
Equalization	1010-2251	Appraiser III	\$72,541	\$0	For Grand Haven Assessing
Total Permanent Position Requests			\$180,044	\$0	
Temporary Position Requests					
Probate Court	1010-1480	Microfilmer/Clerical -16 hrs per week	\$9,886	\$0	
Equalization	1010-2251	1,000 hours of appraiser time	\$22,088	\$0	For Grand Haven Assessing
Sheriff	1010-3020	Sheriff Temporaries - rate increases	\$14,095	\$0	
Parks & Recreation	2081-7510	Records Processing Clerk II (1,000 hours)	\$12,931	\$1,131	See reduction to perm position above
Parks & Recreation	2081-7510	Park Attendant - Musketawa Trail (680 hours)	(\$6,680)	\$0	Reclassified to Grounds Attendant
Parks & Recreation	2081-7510	Grounds Attendant - Musketawa Trail (800 hours)	\$8,170	\$0	In place of Park Attendant
Parks & Recreation	2081-7510	Park Attendant - Riverside Park (100 hours)	\$921	\$0	
Parks & Recreation	2081-7510	Deputy Reserves	\$900	\$0	
Parks & Recreation	2081-7510	Grounds Attendant - Hager Park	(\$6,038)	\$0	Reclassified to Maintenance Worker
Parks & Recreation	2081-7510	Maintenance Worker - Hager Park (1,000 hours)	\$11,500	\$0	In Place of Ground Attendant
Parks & Recreation	2081-7510	Olive Shores Gatekeepers (2)	\$3,682	\$0	
Parks & Recreation	2081-7510	Grand River Ravines Gatekeepers (2) (730 hours)	\$6,280	\$0	
Parks & Recreation	2081-7510	Park Attendant - Olive Shores (680 hours)	\$6,415	\$0	
Public Health	2210-6031	Contractual RPC - Hearing & Vision	\$8,112	\$0	
Mental Health	2220-6493	Peer Support Specialist	\$2,201	\$0	
Mental Health	2220-6491	Mental Health Intern-Bio Stats	\$47,904	\$0	
Mental Health	2220-6491	Records Processing Clerk II	\$13,282	\$0	
Register of Deeds	2560-2360	Data Entry Clerk (2) - Manpower	\$64,500	\$0	duplicate request
Register of Deeds	2560-2360	Data Entry Clerk - Manpower	\$32,240	\$0	funded through the ROD Tech fund
Total Temporary Position Requests			\$252,389	\$1,131	
Grant Total - Recommended Personnel Requests			\$283,537	\$1,131	

County of Ottawa 2012 Equipment Requests

Account	Department	Control #	Qty	Percent	Description	Estimated Purchase Price	Budget Amount
1010.1310.7390.0000	Circuit Court	NB12-0237	3	100%	17" LCD Monitor	\$465	\$465
1010.1310.7390.0000	Circuit Court	NB12-0237	1	100%	Network Laser Printer	\$1,150	\$1,150
1010.1310.7390.0000	Circuit Court	NB12-0237	1	100%	Laptop Computer	\$1,251	\$1,251
1010.1310.7390.0000	Circuit Court	NB12-0237	8	100%	Small Laser Printer - 1 user	\$1,800	\$1,800
1010.1310.7390.0000	Circuit Court	NB12-0237	3	100%	Desktop PC	\$2,700	\$2,700
1010.1310.7390.0000	Circuit Court	NB12-0237	19	100%	Microsoft Office 2010	\$4,788	\$4,788
1010.1360.7390.0000	District Court	NB12-0038	2	100%	Laptop Case	\$30	\$30
1010.1360.7390.0000	District Court	NB12-0181	1	100%	Dual Monitor Card	\$125	\$125
1010.1360.7390.0000	District Court	NB12-0181	1	100%	17" LCD Monitor	\$150	\$150
1010.1360.7390.0000	District Court	NB12-0038	2	100%	19" LCD Monitor	\$350	\$350
1010.1360.7390.0000	District Court	NB12-0038	1	100%	Dot Matrix Printer	\$500	\$500
1010.1360.7390.0000	District Court	NB12-0038	2	100%	MS Office 2010 Professional License	\$656	\$656
1010.1360.7390.0000	District Court	NB12-0038	5	100%	17" LCD Monitor	\$750	\$750
1010.1360.7390.0000	District Court	NB12-0038	5	100%	Label Printer	\$925	\$925
1010.1360.7390.0000	District Court	NB12-0038	3	100%	Zebra Barcode Printers	\$1,500	\$1,500
1010.1360.7390.0000	District Court	NB12-0182	3	100%	Window Shades	\$1,500	\$1,500
1010.1360.7390.0000	District Court	NB12-0183	1	100%	High Volume Fax Machine	\$1,500	
1010.1360.7390.0000	District Court	NB12-0184	1	100%	High Volume Copy/Scanning Machine	\$2,000	
1010.1360.7390.0000	District Court	NB12-0038	2	100%	Fujitsu fi5120c replacements	\$2,308	\$2,308
1010.1360.7390.0000	District Court	NB12-0038	2	100%	Laptop Computer	\$2,400	\$2,400
1010.1360.7390.0000	District Court	NB12-0232	6	100%	File Shelving	\$3,000	\$3,000
1010.1360.7390.0000	District Court	NB12-0038	4	100%	Desktop PC	\$3,600	\$3,600
1010.1360.7390.0000	District Court	NB12-0038	62	100%	MS Office 2010 Standard License	\$15,624	\$15,624
1010.1480.7390.0000	Probate Court	NB12-0044	1	100%	Small Laser Printer - 1 user	\$225	\$225
1010.1480.7390.0000	Probate Court	NB12-0043	1	100%	Topaz Signature Pad	\$330	\$330
1010.1480.7390.0000	Probate Court	NB12-0047	3	100%	19" LCD Monitor	\$525	\$525
1010.1480.7390.0000	Probate Court	NB12-0045	10	100%	MS Office 2010	\$2,520	\$2,520
1010.1480.7390.0000	Probate Court	NB12-0046	3	100%	Desktop PC	\$2,700	\$2,700

County of Ottawa 2012 Equipment Requests

Account	Department	Control #	Qty	Percent	Description	Estimated Purchase Price	Budget Amount
					= not recommended		
1010.1490.7390.0000	Circuit Ct-Juvenile Services	NB12-0259	0.66	66%	Full size USB keyboard	\$20	\$20
1010.1490.7390.0000	Circuit Ct-Juvenile Services	NB12-0259	0.66	66%	Wireless mouse	\$23	\$23
1010.1490.7390.0000	Circuit Ct-Juvenile Services	NB12-0259	0.66	66%	Laptop Case	\$33	\$33
1010.1490.7390.0000	Circuit Ct-Juvenile Services	NB12-0259	0.66	66%	Extended life battery	\$106	\$106
1010.1490.7390.0000	Circuit Ct-Juvenile Services	NB12-0259	0.66	66%	Docking station	\$119	\$119
1010.1490.7390.0000	Circuit Ct-Juvenile Services	NB12-0259	0.66	66%	22" LCD Monitor	\$145	\$145
1010.1490.7390.0000	Circuit Ct-Juvenile Services	NB12-0037	1	100%	19" LCD Monitor	\$175	\$175
1010.1490.7390.0000	Circuit Ct-Juvenile Services	NB12-0037	2	100%	17" LCD Monitor	\$300	\$300
1010.1490.7390.0000	Circuit Ct-Juvenile Services	NB12-0037	2	100%	Small Laser Printer - 1 user	\$400	\$400
1010.1490.7390.0000	Circuit Ct-Juvenile Services	NB12-0229	3	100%	Phone	\$900	\$900
1010.1490.7390.0000	Circuit Ct-Juvenile Services	NB12-0259	0.66	66%	Large screen laptop	\$1,320	\$1,320
1010.1490.7390.0000	Circuit Ct-Juvenile Services	NB12-0037	7	100%	MS Office 2010 Standard License	\$1,764	\$1,764
1010.1490.7390.0000	Circuit Ct-Juvenile Services	NB12-0037	4	100%	Desktop PC	\$3,600	\$3,600
1010.1520.7390.0000	Adult Probation	NB12-0003	1	100%	Small Laser Printer - 1 user	\$200	\$200
1010.1520.7390.0000	Adult Probation	NB12-0003	1	100%	Network Laser Printer B&W	\$1,150	\$1,150
1010.1910.7390.0000	Elections	NB12-0058	1	100%	Small Laser Printer - 1 user	\$200	\$200
1010.1910.7390.0000	Elections	NB12-0059	2	100%	MS Office 2010 Standard License	\$504	\$504
1010.1910.7390.0000	Elections	NB12-0051	1	100%	Laptop Computer	\$1,200	\$1,200
1010.2010.7390.0000	Fiscal Services	NB12-0027	1	100%	Color Inkjet Printer	\$150	\$150
1010.2010.7390.0000	Fiscal Services	NB12-0027	2	100%	17" LCD Monitor	\$310	\$310
1010.2010.7390.0000	Fiscal Services	NB12-0027	7	100%	Small Laser Printer - 1 user	\$1,575	\$1,575
1010.2010.7390.0000	Fiscal Services	NB12-0027	3	100%	Desktop PC	\$2,700	\$2,700
1010.2010.7390.0000	Fiscal Services	NB12-0027	13	100%	MS Office 2010 Standard License	\$3,276	\$3,276
1010.2100.7390.0000	Corporate Counsel	NB12-0039	2	100%	19" LCD Monitor	\$350	\$350

County of Ottawa 2012 Equipment Requests

Account	Department	Control #	Qty	Percent	Description	Estimated Purchase Price	Budget Amount
1010.2100.7390.0000	Corporate Counsel	NB12-0039	2	100%	Small Laser Printer - 1 user	\$400	\$400
1010.2100.7390.0000	Corporate Counsel	NB12-0039	2	100%	Desktop PC	\$1,800	\$1,800
1010.2150.7390.0000	County Clerk	NB12-0257	2	100%	Signature Pad	\$700	\$700
1010.2150.7390.0000	County Clerk	NB12-0049	1	100%	Fax Machine	\$800	\$800
1010.2150.7390.0000	County Clerk	NB12-0054	2	100%	Zebra Label Printer	\$1,000	\$1,000
1010.2150.7390.0000	County Clerk	NB12-0057	8	100%	19" LCD Monitor	\$1,400	\$1,400
1010.2150.7390.0000	County Clerk	NB12-0050	1	100%	Network Laser Printer with addl drawer	\$1,500	\$1,500
1010.2150.7390.0000	County Clerk	NB12-0056	8	100%	Small Laser Printer - 1 user	\$1,600	\$1,600
1010.2150.7390.0000	County Clerk	NB12-0053	17	100%	MS Office 2010 Standard License	\$4,284	\$4,284
1010.2150.7390.0000	County Clerk	NB12-0055	7	100%	Desktop PC	\$6,300	\$6,300
1010.2150.9400.0000	County Clerk	NB12-0052	1	100%	Canon Scanner	\$5,335	\$1,067
1010.2230.7390.0000	Administrator	NB12-0002	1	100%	MS Office 2010 Standard License	\$252	\$252
1010.2230.7390.0000	Administrator	NB12-0002	1	100%	MS Office 2010 Professional License	\$328	\$328
1010.2250.7390.0000	Equalization	NB12-0033	3	100%	19" LCD Monitor	\$525	\$525
1010.2250.7390.0000	Equalization	NB12-0033	4	100%	Small Laser Printer - 1 user	\$800	\$800
1010.2250.7390.0000	Equalization	NB12-0033	2	100%	Desktop PC	\$1,800	\$1,800
1010.2250.7390.0000	Equalization	NB12-0033	9	100%	MS Office 2010 Standard License	\$2,268	\$2,268
1010.2260.7390.0000	Human Resources	NB12-0240	1	100%	17" LCD Monitor	\$155	\$155
1010.2260.7390.0000	Human Resources	NB12-0240	1	100%	Small Laser Printer - 1 user	\$225	\$225
1010.2260.7390.0000	Human Resources	NB12-0240	1	100%	Desktop PC	\$900	\$900
1010.2260.7390.0000	Human Resources	NB12-0240	1	100%	PC Document Scanner	\$1,154	\$1,154
1010.2260.7390.0000	Human Resources	NB12-0240	1	100%	Laptop Computer	\$1,251	\$1,251
1010.2290.7390.0000	Prosecuting Attorney	NB12-0006	1	100%	Digital Photo Printer	\$80	\$80

County of Ottawa
2012 Equipment Requests

Account	Department	Control #	Qty	Percent	Description	Estimated Purchase Price	Budget Amount
1010.2290.7390.0000	Prosecuting Attorney	NB12-0011	1	100%	Topaz Signature Pad	\$200	\$200
1010.2290.7390.0000	Prosecuting Attorney	NB12-0008	3	100%	Laptop Case	\$201	\$201
1010.2290.7390.0000	Prosecuting Attorney	NB12-0008	3	100%	Extended Life Battery	\$360	\$360
1010.2290.7390.0000	Prosecuting Attorney	NB12-0011	1	100%	PC Projector	\$500	\$500
1010.2290.7390.0000	Prosecuting Attorney	NB12-0007	4	100%	Docking Stations (laptops)	\$528	\$528
1010.2290.7390.0000	Prosecuting Attorney	NB12-0010	6	100%	Small Laser Printer - 1 user	\$1,200	\$1,200
1010.2290.7390.0000	Prosecuting Attorney	NB12-0010	2	100%	Large Laser Printer	\$1,500	\$1,500
1010.2290.7390.0000	Prosecuting Attorney	NB12-0009	13	100%	22" LCD Monitor	\$2,860	\$2,860
1010.2290.7390.0000	Prosecuting Attorney	NB12-0012	4	100%	Desktop PC	\$3,600	\$3,600
1010.2290.7390.0000	Prosecuting Attorney	NB12-0008	3	100%	Wide screen laptop	\$5,250	\$5,250
1010.2290.7390.0000	Prosecuting Attorney	NB12-0005	28	100%	MS Office 2010 Standard License	\$7,056	\$7,056
1010.2290.9400.0000	Prosecuting Attorney	NB12-0026	1	100%	Vehicle for Violence Intervention Office:	\$21,000	\$4,200
1010.2530.7390.0000	Treasurer	NB12-0013	1	100%	Wireless Presentation Remote	\$60	
1010.2530.7390.0000	Treasurer	NB12-0004	1	100%	22" LCD Monitor	\$220	\$220
1010.2530.7390.0000	Treasurer	NB12-0013	1	100%	Victor Calculator 15606	\$230	
1010.2530.7390.0000	Treasurer	NB12-0013	1	100%	Victor Calculator # 15606	\$230	
1010.2530.7390.0000	Treasurer	NB12-0004	1	100%	Small Network Printer - 2-3 people	\$260	\$260
1010.2530.7390.0000	Treasurer	NB12-0013	1	100%	NEC Projector model NP215	\$650	
1010.2530.7390.0000	Treasurer	NB12-0004	1	100%	Desktop PC	\$900	\$900
1010.2530.7390.0000	Treasurer	NB12-0004	11	100%	MS Office 2010 Standard License	\$2,772	\$2,772
1010.2590.7390.0000	GIS	NB12-0245	5	100%	Windows 7	\$635	\$635
1010.2590.7390.0000	GIS	NB12-0244	5	100%	MS Office 2010 Professional License	\$1,640	\$1,640
1010.2590.7390.0000	GIS	NB12-0231	1	100%	Sql Server 2008 R2 (Upgr. from SQL 2005)	\$4,950	\$4,950
1010.2590.9400.0000	GIS	NB12-0273	1	100%	GIS Server	\$10,000	\$2,000
1010.2590.9400.0000	GIS	NB12-0230	1	100%	ArcGIS Server Adv. (Upgr.e) from Std	\$20,000	\$4,000
1010.2654.7390.0000	Bldg/Grnds-Grand Haven	NB12-0016	1	100%	Desktop PC	\$900	\$900

County of Ottawa 2012 Equipment Requests

Account	Department	Control #	Qty	Percent	Description	Estimated Purchase Price	Budget Amount
1010.2655.7390.0000	Bldg/Grnds-12251 James	NB12-0017	1	100%	Small Laser Printer - 1 user	\$200	\$200
1010.2659.7390.0000	Bldg/Grnds-12263 James	NB12-0263	1	100%	Fitness Equipment - treadmill	\$4,000	\$4,000
1010.2665.7390.0000	Bldg/Grnds-Juv Serv Comp	NB12-0014	1	100%	Desktop PC	\$900	\$900
1010.2665.9400.0000	Bldg/Grnds-Juv Serv Comp	NB12-0024	1	100%	30 gallon Tilt Skillet	\$16,000	\$3,200
1010.2667.7390.0000	Bldg & Grnds-Admin Annex	NB12-0275	1	100%	Kensington Laptop Lock	\$75	\$75
1010.2667.7390.0000	Bldg & Grnds-Admin Annex	NB12-0015	1	100%	Small Laser Printer - 1 user	\$200	\$200
1010.2667.7390.0000	Bldg & Grnds-Admin Annex	NB12-0018	1	100%	Small Laser Printer - 1 user	\$200	\$200
1010.2667.7390.0000	Bldg & Grnds-Admin Annex	NB12-0020	1	100%	Small Laser Printer - 1 user	\$200	\$200
1010.2667.7390.0000	Bldg & Grnds-Admin Annex	NB12-0019	1	100%	MS Office 2010 Standard License	\$252	\$252
1010.2667.7390.0000	Bldg & Grnds-Admin Annex	NB12-0021	1	100%	MS Office 2010 Standard License	\$252	\$252
1010.2667.7390.0000	Bldg & Grnds-Admin Annex	NB12-0022	1	100%	MS Office 2010 Standard License	\$252	\$252
1010.2667.7390.0000	Bldg & Grnds-Admin Annex	NB12-0023	1	100%	MS Office 2010 Standard License	\$252	\$252
1010.2667.7390.0000	Bldg & Grnds-Admin Annex	NB12-0275	1	100%	Laptop Computer	\$1,200	\$1,200
1010.2667.7390.0000	Bldg & Grnds-Admin Annex	NB12-0262	1	100%	fitness equipment treadmill	\$4,000	\$4,000
1010.2667.9400.0000	Bldg & Grnds-Admin Annex	NB12-0025	1	100%	2012 GMC 3/4 ton pick up	\$25,000	
1010.2750.7390.0000	Drain Commission	NB12-0030	1	100%	19" LCD Monitor	\$175	\$175
1010.2750.7390.0000	Drain Commission	NB12-0029	2	100%	Color Inkjet Printer	\$200	\$200
1010.2750.7390.0000	Drain Commission	NB12-0030	1	100%	Desktop PC	\$900	\$900
1010.2750.7390.0000	Drain Commission	NB12-0031	1	100%	Laptop Computer	\$1,200	\$1,200
1010.2750.7390.0000	Drain Commission	NB12-0032	7	100%	MS Office 2010 Professional License	\$2,296	\$2,296
1010.3020.7390.0000	Sheriff	NB12-0061	1	100%	Laptop Case	\$15	\$15
1010.3020.7390.0000	Sheriff	NB12-0061	1	100%	Color Inkjet Printer	\$100	\$100

County of Ottawa
2012 Equipment Requests

Account	Department	Control #	Qty	Percent	Description	Estimated Purchase Price	Budget Amount
1010.3020.7390.0000	Sheriff	NB12-0071	1	100%	Digital Camera Kit	\$155	\$155
1010.3020.7390.0000	Sheriff	NB12-0061	1	100%	19" LCD Monitor	\$175	\$175
1010.3020.7390.0000	Sheriff	NB12-0061	1	100%	Digital Photo Printer	\$500	\$500
1010.3020.7390.0000	Sheriff	NB12-0061	3	100%	Small Laser Printer - 1 user	\$600	\$600
1010.3020.7390.0000	Sheriff	NB12-0065	10	100%	Fatigue pants/shirt	\$750	\$750
1010.3020.7390.0000	Sheriff	NB12-0110	1	100%	Patrol Rifle Package TS4	\$1,090	\$1,090
1010.3020.7390.0000	Sheriff	NB12-0062	15	100%	Less Lethal Or. Stocks-beanbag shotguns	\$1,155	\$1,155
1010.3020.7390.0000	Sheriff	NB12-0061	1	100%	Laptop Computer	\$1,200	\$1,200
1010.3020.7390.0000	Sheriff	NB12-0072	3	100%	Glock handguns	\$1,230	\$1,230
1010.3020.7390.0000	Sheriff	NB12-0063	40	100%	Traffic Safety Vest	\$1,600	\$1,600
1010.3020.7390.0000	Sheriff	NB12-0061	11	100%	17" LCD Monitor	\$1,650	\$1,650
1010.3020.7390.0000	Sheriff	NB12-0079	1	100%	Motorola PM1500 Package	\$1,752	\$1,752
1010.3020.7390.0000	Sheriff	NB12-0064	1	100%	Public Relation Materials	\$2,000	\$2,000
1010.3020.7390.0000	Sheriff	NB12-0070	1	100%	Simunition FX Marking Rounds	\$2,200	\$2,200
1010.3020.7390.0000	Sheriff	NB12-0068	1	100%	Range Supplies & Filters	\$2,400	\$2,400
1010.3020.7390.0000	Sheriff	NB12-0123	4	100%	Motorola Base Radio	\$2,800	\$2,800
1010.3020.7390.0000	Sheriff	NB12-0127	3	100%	Detective Vehicle Set up	\$3,150	\$3,150
1010.3020.7390.0000	Sheriff	NB12-0066	10	100%	Amour Plate for tactical entry vest	\$4,380	\$4,380
1010.3020.7390.0000	Sheriff	NB12-0124	225	100%	AED Pads	\$5,175	\$5,175
1010.3020.7390.0000	Sheriff	NB12-0073	5	100%	Patrol Rifle Package	\$5,450	\$5,450
1010.3020.7390.0000	Sheriff	NB12-0075	5	100%	Motorola PM1500 Package	\$8,760	\$8,760
1010.3020.7390.0000	Sheriff	NB12-0067	1	100%	Training Ammo for CRT	\$10,000	\$10,000
1010.3020.7390.0000	Sheriff	NB12-0061	49	100%	MS Office 2010 Standard License	\$12,348	\$12,348
1010.3020.7390.0000	Sheriff	NB12-0061	16	100%	Desktop PC	\$14,400	\$14,400
1010.3020.7390.0000	Sheriff	NB12-0069	1	100%	Ammunition	\$46,000	\$46,000
1010.3020.7390.0000	Sheriff	NB12-0133	1	100%	Patrol Vehicle Setup/Switchover	\$50,000	\$50,000
1010.3020.7390.0000	Sheriff	NB12-0076	41	100%	Motorola PM1500 Package	\$71,832	\$71,832
1010.3020.9400.0000	Sheriff	NB12-0130	1	100%	Color Scanner for records	\$6,640	\$1,328
1010.3020.9400.0000	Sheriff	NB12-0136	2	100%	Patrol Tahoe	\$52,000	\$17,334
1010.3020.9400.0000	Sheriff	NB12-0126	3	100%	Detective Vehicle	\$66,000	\$22,000
1010.3020.9400.0000	Sheriff	NB12-0137	8	100%	Patrol Vehicle	\$204,000	\$68,000
1010.3100.7390.0000	Sheriff - WEMET Operations	NB12-0074	5	100%	Holsters	\$750	\$750

County of Ottawa 2012 Equipment Requests

Account	Department	Control #	Qty	Percent	Description	Estimated Purchase Price	Budget Amount
1010.3113.7390.0000	Sheriff - C.O.P.S.-Holland/W Ott	NB12-0108	1	100%	Patrol Rifle Package	\$1,090	\$1,090
1010.3119.7390.0000	Sheriff - City of Coopersville	NB12-0109	1	100%	Patrol Rifle Package	\$1,090	\$1,090
1010.3119.7390.0000	Sheriff - City of Coopersville	NB12-0077	3	100%	Motorola PM1500 Package	\$5,256	\$5,256
1010.3120.7390.0000	Sheriff - City of Hudsonville	NB12-0078	2	100%	Motorola PM1500 Package	\$3,504	\$3,504
1010.3120.7390.0000	Sheriff - City of Hudsonville	NB12-0139	1	100%	Patrol Vehicle Setup/Switchover	\$4,200	\$4,200
1010.3120.9400.0000	Sheriff - City of Hudsonville	NB12-0138	1	100%	Patrol Vehicle	\$25,500	\$8,500
1010.3310.7390.0000	Sheriff - Marine Safety	NB12-0080	1	100%	Motorola PM1500 Package	\$1,752	\$1,752
1010.3310.9400.0000	Sheriff - Marine Safety	NB12-0097	1	100%	Boat Motor	\$6,900	\$1,380
1010.3510.7390.0000	Sheriff - Jail	NB12-0060	1	100%	Touchscreen Monitor	\$275	\$275
1010.3510.7390.0000	Sheriff - Jail	NB12-0060	2	100%	Small Laser Printer - 1 user	\$400	\$400
1010.3510.7390.0000	Sheriff - Jail	NB12-0060	4	100%	17" LCD Monitor	\$600	\$600
1010.3510.7390.0000	Sheriff - Jail	NB12-0264	1	100%	Restraint Chair	\$2,000	\$2,000
1010.3510.7390.0000	Sheriff - Jail	NB12-0060	2	100%	Network Laser Printer B&W	\$2,300	\$2,300
1010.3510.7390.0000	Sheriff - Jail	NB12-0060	3	100%	Desktop PC	\$2,700	\$2,700
1010.3510.7390.0000	Sheriff - Jail	NB12-0125	5	100%	Desktop PC for Touch Screens Computer	\$3,000	\$3,000
1010.3510.7390.0000	Sheriff - Jail	NB12-0101	5	100%	Motorola PR400 Portable Radio	\$3,310	\$3,310
1010.3510.7390.0000	Sheriff - Jail	NB12-0098	12	100%	Office Chairs	\$4,320	\$4,320
1010.3510.7390.0000	Sheriff - Jail	NB12-0081	3	100%	Motorola PM1500 Package	\$5,256	\$5,256
1010.3510.7390.0000	Sheriff - Jail	NB12-0060	23	100%	MS Office 2010 Standard License	\$5,796	\$5,796
1010.3510.7390.0000	Sheriff - Jail	NB12-0100	8	100%	Taser	\$6,480	\$6,480
1010.3510.7390.0000	Sheriff - Jail	NB12-0129	2	100%	Jail Transport Vehicle Set Up	\$7,200	\$7,200
1010.3510.9400.0000	Sheriff - Jail	NB12-0099	1	100%	Security Camera	\$6,500	\$1,300
1010.3510.9400.0000	Sheriff - Jail	NB12-0128	2	100%	Jail Transport Van	\$50,000	\$16,667

County of Ottawa 2012 Equipment Requests

Account	Department	Control #	Qty	Percent	Description	Estimated Purchase Price	Budget Amount
					= not recommended		
1010.4260.7390.0000	Sheriff - Emergency Services	NB12-0131	1	100%	Laptop Case	\$15	\$15
1010.4260.7390.0000	Sheriff - Emergency Services	NB12-0131	1	100%	17" LCD Monitor	\$150	\$150
1010.4260.7390.0000	Sheriff - Emergency Services	NB12-0131	1	100%	Small Network Printer - 2-3 people	\$260	\$260
1010.4260.7390.0000	Sheriff - Emergency Services	NB12-0131	2	100%	MS Office 2010 Standard License	\$504	\$504
1010.4260.7390.0000	Sheriff - Emergency Services	NB12-0096	1	100%	Mobile Air Card	\$620	\$620
1010.4260.7390.0000	Sheriff - Emergency Services	NB12-0131	1	100%	Laptop Computer	\$1,200	\$1,200
1010.4260.7390.0000	Sheriff - Emergency Services	NB12-0095	5	100%	Motorola Base Radios	\$3,500	\$3,500
1010.4260.7390.0000	Sheriff - Emergency Services	NB12-0131	7	100%	Desktop PC	\$6,300	\$6,300
1010.4263.7390.0000	Hazmat	NB12-0193	2	100%	Pre-engineered anchors	\$100	\$100
1010.4263.7390.0000	Hazmat	NB12-0196	1	100%	10" Skill Saw	\$150	\$150
1010.4263.7390.0000	Hazmat	NB12-0187	10	100%	Rescue carabineers	\$200	\$200
1010.4263.7390.0000	Hazmat	NB12-0194	10	100%	TR Quick Reference Guides	\$220	\$220
1010.4263.7390.0000	Hazmat	NB12-0265	1	100%	Saw stand for the chop saw	\$225	\$225
1010.4263.7390.0000	Hazmat	NB12-0195	2	100%	Beam Clamp	\$240	\$240
1010.4263.7390.0000	Hazmat	NB12-0185	2	200%	300' of Rescue Rope in bag	\$340	\$340
1010.4263.7390.0000	Hazmat	NB12-0189	1	100%	Redesign & power install of meter comp.	\$400	\$400
1010.4263.7390.0000	Hazmat	NB12-0190	2	100%	Flash protective oversuits	\$400	\$400
1010.4263.7390.0000	Hazmat	NB12-0192	2	100%	Aztec Kit	\$600	\$600
1010.4263.7390.0000	Hazmat	NB12-0186	2	100%	Rescue harnesses	\$650	\$650
1010.4263.7390.0000	Hazmat	NB12-0191	1	100%	Rescue Hardware	\$850	\$850
1010.4263.7390.0000	Hazmat	NB12-0188	2	100%	Level A Suits	\$1,900	\$1,900
1010.4263.7390.0000	Hazmat	NB12-0199	2	100%	Air Monitoring Meters	\$2,000	\$2,000
1010.4263.7390.0000	Hazmat	NB12-0197	4	100%	Nomex Jumpsuits	\$5,200	\$5,200
1010.4263.7390.0000	Hazmat	NB12-0198	5	100%	USAR Gear	\$5,250	\$5,250
1010.4263.7390.0000	Hazmat	NB12-0200	4	100%	Swiftwater Rescue Gear	\$9,700	
1010.4300.7390.0000	Sheriff - Animal Control	NB12-0094	3	100%	Motorola PR400 Portable	\$1,986	\$1,986

County of Ottawa
2012 Equipment Requests

Account	Department	Control #	Qty	Percent	Description	Estimated Purchase Price	Budget Amount
1010.6480.7390.0000	Health - Medical Examiners	NB12-0145	1	100%	Small Laser Printer - 1 user	\$200	\$200
2081.7510.7390.0000	Parks & Recreation	NB12-0261	1	100%	Blackberry device with car charger	\$150	
2081.7510.7390.0000	Parks & Recreation	NB12-0236	1	100%	17" LCD Monitor	\$150	\$150
2081.7510.7390.0000	Parks & Recreation	NB12-0237	1	100%	17" LCD Monitor	\$150	\$150
2081.7510.7390.0000	Parks & Recreation	NB12-0238	1	100%	17" LCD Monitor	\$150	\$150
2081.7510.7390.0000	Parks & Recreation	NB12-0256	15	100%	2 gb storage cards	\$150	\$150
2081.7510.7390.0000	Parks & Recreation	NB12-0232	1	100%	Blackberry telephone	\$182	\$182
2081.7510.7390.0000	Parks & Recreation	NB12-0233	1	100%	Small Laser Printer - 1 user	\$200	\$200
2081.7510.7390.0000	Parks & Recreation	NB12-0256	1	100%	Photo Printer	\$200	\$200
2081.7510.7390.0000	Parks & Recreation	NB12-0239	2	100%	17" LCD Monitor	\$300	\$300
2081.7510.7390.0000	Parks & Recreation	NB12-0239	1	100%	Firewall, as quoted by IT	\$600	\$600
2081.7510.7390.0000	Parks & Recreation	NB12-0239	1	100%	Router Switch, as quoted by IT	\$700	\$700
2081.7510.7390.0000	Parks & Recreation	NB12-0236	1	100%	Desktop PC	\$900	\$900
2081.7510.7390.0000	Parks & Recreation	NB12-0237	1	100%	Desktop PC	\$900	\$900
2081.7510.7390.0000	Parks & Recreation	NB12-0238	1	100%	Desktop PC	\$900	\$900
2081.7510.7390.0000	Parks & Recreation	NB12-0241	5	100%	MS Office 2010 Standard License	\$1,260	\$1,260
2081.7510.7390.0000	Parks & Recreation	NB12-0239	2	100%	Desktop PC	\$1,800	\$1,800
2081.7510.7390.0000	Parks & Recreation	NB12-0256	15	100%	Cameras	\$1,875	\$1,875
2081.7510.8500.0000	Parks & Recreation	NB12-0232	1	100%	Annual Cellular service	\$660	\$660
2081.7510.9400.0000	Parks & Recreation	NB12-0234	1	100%	Truck - Ford F-150 4wd supercab	\$25,000	\$5,000
2081.7510.9400.0000	Parks & Recreation	NB12-0235	1	100%	Tractor	\$25,000	\$5,000
2160.1410.7390.0000	Friend Of The Court	NB12-0209	1	100%	19" LCD Monitor	\$175	\$175
2160.1410.7390.0000	Friend Of The Court	NB12-0239	2	100%	19" LCD Monitor	\$350	\$350
2160.1410.7390.0000	Friend Of The Court	NB12-0211	1	100%	Projector	\$499	\$499
2160.1410.7390.0000	Friend Of The Court	NB12-0202	1	100%	Pearson Psychological Testing Software	\$500	\$500
2160.1410.7390.0000	Friend Of The Court	NB12-0207	1	100%	Phone Headset with base unit and lifter	\$500	\$500
2160.1410.7390.0000	Friend Of The Court	NB12-0204	4	100%	IP Phones	\$600	\$600
2160.1410.7390.0000	Friend Of The Court	NB12-0210	1	100%	32 inch Television w/DVD player	\$850	\$850

County of Ottawa 2012 Equipment Requests

Account	Department	Control #	Qty	Percent	Description	Estimated Purchase Price	Budget Amount
2160.1410.7390.0000	Friend Of The Court	NB12-0241	7	100%	Adobe Acrobat Professional	\$1,372	\$1,372
2170.1361.7390.0000	Dist Ct SCAO Drug Ct Grnt	NB12-0278	1	100%	Nextel i576 phone 7 charger	\$102	\$102
2170.1361.7390.0000	Dist Ct SCAO Drug Ct Grnt	NB12-0277	1	100%	GPS for vehicle	\$250	\$250
2210.6010.7390.0000	Health - Agency Support	NB12-0144	9	100%	MS Office 2010 Standard License	\$2,268	\$2,268
2210.6011.7390.0000	Health - Public Hlth Preparedness	NB12-0146	5	100%	MS Office 2010 Standard License	\$1,260	\$1,260
2210.6012.7390.0000	Health - Fiscal Services/IT	NB12-0229	1	100%	Upgrade to MS PRO	\$76	\$76
2210.6012.7390.0000	Health - Fiscal Services/IT	NB12-0229	1	100%	Dual Monitor Video Card	\$130	\$130
2210.6012.7390.0000	Health - Fiscal Services/IT	NB12-0230	1	100%	Dual Monitor Video Card	\$130	\$130
2210.6012.7390.0000	Health - Fiscal Services/IT	NB12-0229	1	100%	17" LCD Monitor	\$155	\$155
2210.6012.7390.0000	Health - Fiscal Services/IT	NB12-0229	1	100%	22" Widescreen LCD Monitor	\$220	\$220
2210.6012.7390.0000	Health - Fiscal Services/IT	NB12-0230	2	100%	17" LCD Monitor	\$310	\$310
2210.6012.7390.0000	Health - Fiscal Services/IT	NB12-0231	1	100%	MS Office 2010 Professional License	\$328	\$328
2210.6012.7390.0000	Health - Fiscal Services/IT	NB12-0229	1	100%	Desktop PC	\$900	\$900
2210.6012.7390.0000	Health - Fiscal Services/IT	NB12-0230	1	100%	Desktop PC	\$900	\$900
2210.6020.7390.0000	Health - E.H. Field Services	NB12-0248	0.45	45%	MS Office 2010 Professional License	\$148	\$148
2210.6020.7390.0000	Health - E.H. Field Services	NB12-0254	1	100%	17" LCD Monitor	\$150	\$150
2210.6020.7390.0000	Health - E.H. Field Services	NB12-0253	1	100%	MS Office 2010 Standard License	\$252	\$252
2210.6020.7390.0000	Health - E.H. Field Services	NB12-0248	0.45	45%	Laptop Computer	\$540	\$540
2210.6020.7390.0000	Health - E.H. Field Services	NB12-0254	3	100%	Desktop PC	\$2,700	\$2,700
2210.6021.7390.0000	Health - Environmental Food Serv	NB12-0248	0.33	33%	MS Office 2010 Professional License	\$108	\$108
2210.6021.7390.0000	Health - Environmental Food Serv	NB12-0248	0.33	33%	Laptop Computer	\$396	\$396

County of Ottawa 2012 Equipment Requests

Account	Department	Control #	Qty	Percent	Description	Estimated Purchase Price	Budget Amount
2210.6021.7390.0000	Health - Environmental Food Serv	NB12-0251	2	100%	MS Office 2010 Professional License	\$656	\$656
2210.6021.7390.0000	Health - Environmental Food Serv	NB12-0252	4	100%	Portable Inkjet printer	\$1,200	\$1,200
2210.6021.7390.0000	Health - Environmental Food Serv	NB12-0252	2	100%	Laptop with Microsoft Office Pro 2010	\$2,550	\$2,550
2210.6031.7390.0000	Health - Hearing/Vision	NB12-0213	1	100%	Laptop Case	\$15	\$15
2210.6031.7390.0000	Health - Hearing/Vision	NB12-0213	1	100%	USB Keyboard/Mouse Bundle	\$32	\$32
2210.6031.7390.0000	Health - Hearing/Vision	NB12-0213	1	100%	17" LCD Monitor	\$150	\$150
2210.6031.7390.0000	Health - Hearing/Vision	NB12-0213	1	100%	Docking Station	\$150	\$150
2210.6031.7390.0000	Health - Hearing/Vision	NB12-0247	1	100%	Docking Station	\$150	\$150
2210.6031.7390.0000	Health - Hearing/Vision	NB12-0159	0.21	21%	Network Laser Printer B&W	\$242	\$242
2210.6031.7390.0000	Health - Hearing/Vision	NB12-0214	2	100%	MS Office 2010 Standard License	\$504	\$504
2210.6031.7390.0000	Health - Hearing/Vision	NB12-0213	1	100%	Laptop Computer	\$1,200	\$1,200
2210.6041.7390.0000	Health - Clinic Clerical	NB12-0173	0.25	25%	MS Office 2010 Standard License	\$63	\$63
2210.6041.7390.0000	Health - Clinic Clerical	NB12-0216	0.5	50%	17" LCD Monitor	\$75	\$75
2210.6041.7390.0000	Health - Clinic Clerical	NB12-0159	0.11	11%	Network Laser Printer B&W	\$127	\$127
2210.6041.7390.0000	Health - Clinic Clerical	NB12-0161	1	100%	17" LCD Monitor	\$150	\$150
2210.6041.7390.0000	Health - Clinic Clerical	NB12-0216	0.5	50%	Desktop PC	\$450	\$450
2210.6041.7390.0000	Health - Clinic Clerical	NB12-0161	1	100%	Desktop PC	\$900	\$900
2210.6041.7390.0000	Health - Clinic Clerical	NB12-0178	1	100%	Desktop PC	\$900	\$900
2210.6041.7390.0000	Health - Clinic Clerical	NB12-0160	1	100%	Network Laser Printer B&W	\$1,150	\$1,150
2210.6041.7390.0000	Health - Clinic Clerical	NB12-0162	7	100%	MS Office 2010 Standard License	\$1,764	\$1,764
2210.6042.7390.0000	Health - Family Planning	NB12-0167	1	100%	USB Keyboard/Mouse Bundle	\$32	\$32
2210.6042.7390.0000	Health - Family Planning	NB12-0159	0.05	5%	Network Laser Printer B&W	\$58	\$58
2210.6042.7390.0000	Health - Family Planning	NB12-0173	0.25	25%	MS Office 2010 Standard License	\$63	\$63
2210.6042.7390.0000	Health - Family Planning	NB12-0167	1	100%	17" LCD Monitor	\$150	\$150
2210.6042.7390.0000	Health - Family Planning	NB12-0167	1	100%	Docking Station	\$150	\$150
2210.6042.7390.0000	Health - Family Planning	NB12-0167	1	100%	Small Laser Printer - 1 user	\$200	\$200
2210.6042.7390.0000	Health - Family Planning	NB12-0167	1	100%	MS Office 2010 Standard License	\$252	\$252

County of Ottawa
2012 Equipment Requests

Account	Department	Control #	Qty	Percent	Description	Estimated Purchase Price	Budget Amount
2210.6042.7390.0000	Health - Family Planning	NB12-0168	3	100%	MS Office 2010 Standard License	\$756	\$756
2210.6042.7390.0000	Health - Family Planning	NB12-0281	1	100%	Desktop PC	\$900	
2210.6042.7390.0000	Health - Family Planning	NB12-0167	1	100%	Tablet	\$1,156	\$1,156
2210.6044.7390.0000	Health - Immunization Clinic	NB12-0159	0.02	2%	Network Laser Printer B&W	\$23	\$23
2210.6044.7390.0000	Health - Immunization Clinic	NB12-0171	1	100%	USB Keyboard/Mouse Bundle	\$32	\$32
2210.6044.7390.0000	Health - Immunization Clinic	NB12-0173	0.25	25%	MS Office 2010 Standard License	\$63	\$63
2210.6044.7390.0000	Health - Immunization Clinic	NB12-0171	1	100%	17" LCD Monitor	\$150	\$150
2210.6044.7390.0000	Health - Immunization Clinic	NB12-0171	1	100%	Docking Station	\$150	\$150
2210.6044.7390.0000	Health - Immunization Clinic	NB12-0172	1	100%	17" LCD Monitor	\$150	\$150
2210.6044.7390.0000	Health - Immunization Clinic	NB12-0172	1	100%	Docking Station	\$150	\$150
2210.6044.7390.0000	Health - Immunization Clinic	NB12-0170	3	100%	MS Office 2010 Standard License	\$756	\$756
2210.6044.7390.0000	Health - Immunization Clinic	NB12-0169	1	100%	Network Laser Printer B&W	\$1,150	\$1,150
2210.6044.7390.0000	Health - Immunization Clinic	NB12-0171	1	100%	Laptop Computer	\$1,200	\$1,200
2210.6044.7390.0000	Health - Immunization Clinic	NB12-0172	1	100%	Laptop Computer	\$1,200	\$1,200
2210.6045.7390.0000	Health - Healthy Children's Contr	NB12-0176	1	100%	Laptop Case	\$15	\$15
2210.6045.7390.0000	Health - Healthy Children's Contr	NB12-0176	1	100%	USB Keyboard/Mouse Bundle	\$32	\$32
2210.6045.7390.0000	Health - Healthy Children's Contr	NB12-0176	1	100%	17" LCD Monitor	\$150	\$150
2210.6045.7390.0000	Health - Healthy Children's Contr	NB12-0176	1	100%	Docking Station	\$150	\$150
2210.6045.7390.0000	Health - Healthy Children's Contr	NB12-0176	1	100%	Small Laser Printer - 1 user	\$200	\$200
2210.6045.7390.0000	Health - Healthy Children's Contr	NB12-0177	4	100%	MS Office 2010 Standard License	\$1,008	\$1,008
2210.6045.7390.0000	Health - Healthy Children's Contr	NB12-0176	1	100%	Laptop Computer	\$1,200	\$1,200
2210.6045.9400.0000	Health - Healthy Children's Contr	NB12-0255	1	100%	Size 2 sensor for digital radiography syst	\$8,306	\$1,661
2210.6048.7390.0000	Health - Tobacco Comm/Aware	NB12-0219	1	100%	MS Office 2010 Standard License	\$252	\$252
2210.6049.7390.0000	Health - Substance Abuse Prevent	NB12-0218	1	100%	MS Office 2010 Standard License	\$252	\$252

County of Ottawa 2012 Equipment Requests

Account	Department	Control #	Qty	Percent	Description	Estimated Purchase Price	Budget Amount
					= not recommended		
2210.6050.7390.0000	Health - Child's. Spec. Hlth Care	NB12-0216	0.5	50%	17" LCD Monitor	\$75	\$75
2210.6050.7390.0000	Health - Child's. Spec. Hlth Care	NB12-0216	1	100%	17" LCD Monitor	\$150	\$150
2210.6050.7390.0000	Health - Child's. Spec. Hlth Care	NB12-0159	0.31	31%	Network Laser Printer B&W	\$357	\$357
2210.6050.7390.0000	Health - Child's. Spec. Hlth Care	NB12-0216	0.5	50%	Desktop PC	\$450	\$450
2210.6050.7390.0000	Health - Child's. Spec. Hlth Care	NB12-0216	0.5	50%	Desktop PC	\$450	\$450
2210.6050.7390.0000	Health - Child's. Spec. Hlth Care	NB12-0217	4	100%	MS Office 2010 Standard License	\$1,008	\$1,008
2210.6050.7390.0000	Health - Child's. Spec. Hlth Care	NB12-0216	1	100%	Desktop PC	\$900	\$900
2210.6053.7390.0000	Health - Maternal/Infant Support	NB12-0153	1	100%	Laptop Case	\$15	\$15
2210.6053.7390.0000	Health - Maternal/Infant Support	NB12-0153	1	100%	Docking Station	\$150	\$150
2210.6053.7390.0000	Health - Maternal/Infant Support	NB12-0153	1	100%	Label Printer	\$185	\$185
2210.6053.7390.0000	Health - Maternal/Infant Support	NB12-0153	1	100%	Small Laser Printer - 1 user	\$200	\$200
2210.6053.7390.0000	Health - Maternal/Infant Support	NB12-0159	0.3	30%	Network Laser Printer B&W	\$345	\$345
2210.6053.7390.0000	Health - Maternal/Infant Support	NB12-0216	0.5	50%	Desktop PC	\$450	\$450
2210.6053.7390.0000	Health - Maternal/Infant Support	NB12-0154	9	100%	MS Office 2010 Standard License	\$2,268	\$2,268
2210.6053.7390.0000	Health - Maternal/Infant Support	NB12-0153	3	100%	Laptop Computer	\$3,600	\$3,600
2210.6055.7390.0000	Health - AIDS/STD	NB12-0173	0.12	12%	MS Office 2010 Standard License	\$30	\$30
2210.6055.7390.0000	Health - AIDS/STD	NB12-0174	0.48	48%	MS Office 2010 Standard License	\$121	\$121
2210.6055.7390.0000	Health - AIDS/STD	NB12-0165	1	100%	Docking Station	\$150	\$150
2210.6055.7390.0000	Health - AIDS/STD	NB12-0175	0.95	95%	MS Office 2010 Standard License	\$239	\$239
2210.6055.7390.0000	Health - AIDS/STD	NB12-0163	1	100%	MS Office 2010 Standard License	\$252	\$252
2210.6055.7390.0000	Health - AIDS/STD	NB12-0164	1	100%	MS Office 2010 Standard License	\$252	\$252
2210.6055.7390.0000	Health - AIDS/STD	NB12-0164	1	100%	Tablet	\$1,156	\$1,156
2210.6059.7390.0000	Health - Communicable Disease	NB12-0175	0.05	5%	MS Office 2010 Standard License	\$13	\$13
2210.6059.7390.0000	Health - Communicable Disease	NB12-0173	0.13	13%	MS Office 2010 Standard License	\$33	\$33
2210.6059.7390.0000	Health - Communicable Disease	NB12-0174	0.52	52%	MS Office 2010 Standard License	\$131	\$131
2210.6059.7390.0000	Health - Communicable Disease	NB12-0166	2	100%	MS Office 2010 Standard License	\$504	\$504

County of Ottawa 2012 Equipment Requests

 = not recommended

Account	Department	Control #	Qty	Percent	Description	Estimated Purchase Price	Budget Amount
2210.6310.7390.0000	Health - Health Education	NB12-0228	1	100%	MS Office 2010 Professional License	\$328	\$328
2210.6310.7390.0000	Health - Health Education	NB12-0228	3	100%	MS Office 2010 Standard License	\$756	\$756
2210.6311.7390.0000	Health - Nutrition/Wellness	NB12-0215	1	100%	MS Office 2010 Standard License	\$252	\$252
2220.6491.1240.7390.0000	CMH - Clinical Support	NB12-0208	0.17	1%	19" LCD Monitor	\$18	\$18
2220.6491.1240.7390.0000	CMH - Clinical Support	NB12-0208	0.13	1%	Desktop PC	\$90	\$90
2220.6491.1240.7390.0000	CMH - Clinical Support	NB12-0208	1.04	13%	Laptop Computer	\$1,200	\$1,200
2220.6491.1240.7390.0000	CMH - Clinical Support	NB12-0206	7.00	7%	MS Office 2010 Standard License	\$1,764	\$1,764
2220.6491.1349.7390.0000	CMH - Supported Employment	NB12-0208	2.89	17%	19" LCD Monitor	\$525	\$525
2220.6491.1349.7390.0000	CMH - Supported Employment	NB12-0206	4.99	5%	MS Office 2010 Standard License	\$1,258	\$1,258
2220.6491.1357.7390.0000	CMH - Skill Building	NB12-0208	1.02	6%	19" LCD Monitor	\$175	\$175
2220.6491.1357.7390.0000	CMH - Skill Building	NB12-0206	7.83	8%	MS Office 2010 Standard License	\$1,973	\$1,973
2220.6491.1440.7390.0000	CMH - Respite Care	NB12-0206	0.76	1%	MS Office 2010 Standard License	\$191	\$191
2220.6491.5400.7390.0000	CMH - Training	NB12-0205	0.05	2%	MS Office 2010 Professional License	\$18	\$18
2220.6491.5400.7390.0000	CMH - Training	NB12-0208	0.51	3%	19" LCD Monitor	\$87	\$87
2220.6491.5400.7390.0000	CMH - Training	NB12-0206	1.16	1%	MS Office 2010 Standard License	\$294	\$294
2220.6491.5400.7390.0000	CMH - Training	NB12-0208	0.52	4%	Desktop PC	\$450	\$450
2220.6491.5401.7390.0000	CMH - Group Home Training	NB12-0205	0.06	2%	MS Office 2010 Professional License	\$19	\$19

County of Ottawa 2012 Equipment Requests

Account	Department	Control #	Qty	Percent	Description	Estimated Purchase Price	Budget Amount
2220.6491.5401.7390.0000	CMH - Group Home Training	NB12-0208	0.51	3%	19" LCD Monitor	\$87	\$87
2220.6491.5401.7390.0000	CMH - Group Home Training	NB12-0208	0.52	4%	Desktop PC	\$450	\$450
2220.6491.5401.7390.0000	CMH - Group Home Training	NB12-0206	2.17	2%	MS Office 2010 Standard License	\$548	\$548
2220.6491.5510.7390.0000	CMH - Supports Coordination	NB12-0208	2.04	12%	19" LCD Monitor	\$350	\$350
2220.6491.5510.7390.0000	CMH - Supports Coordination	NB12-0208	1.95	15%	Desktop PC	\$1,799	\$1,799
2220.6491.5510.7390.0000	CMH - Supports Coordination	NB12-0206	12.69	12%	MS Office 2010 Standard License	\$3,197	\$3,197
2220.6491.5522.7390.0000	CMH - Child Case Management	NB12-0208	2.04	12%	19" LCD Monitor	\$350	\$350
2220.6491.5522.7390.0000	CMH - Child Case Management	NB12-0208	1.95	15%	Desktop PC	\$1,799	\$1,799
2220.6491.5522.7390.0000	CMH - Child Case Management	NB12-0206	7.29	7%	MS Office 2010 Standard License	\$1,837	\$1,837
2220.6491.5522.7390.0000	CMH - Child Case Management	NB12-0208	1.92	24%	Laptop Computer	\$2,400	\$2,400
2220.6493.3240.7390.0000	CMH - Emergency Services	NB12-0206	6.14	6%	MS Office 2010 Standard License	\$1,546	\$1,546
2220.6493.3241.7390.0000	CMH - Access Center	NB12-0208	1.04	13%	Laptop Computer	\$1,200	\$1,200
2220.6493.3241.7390.0000	CMH - Access Center	NB12-0206	7.00	7%	MS Office 2010 Standard License	\$1,764	\$1,764
2220.6493.3242.7390.0000	CMH - Medication Clinic	NB12-0206	0.92	1%	MS Office 2010 Standard License	\$231	\$231
2220.6493.3243.7390.0000	CMH - Other Supported Services	NB12-0206	1.00	1%	MS Office 2010 Standard License	\$252	\$252
2220.6493.3244.7390.0000	CMH - Grand Haven - MDT	NB12-0208	1.04	13%	Laptop Computer	\$1,200	\$1,200
2220.6493.3244.7390.0000	CMH - Grand Haven - MDT	NB12-0206	7.89	8%	MS Office 2010 Standard License	\$1,989	\$1,989
2220.6493.3247.7390.0000	CMH - Vocational Rehabilitation	NB12-0206	0.67	1%	MS Office 2010 Standard License	\$168	\$168

County of Ottawa 2012 Equipment Requests

Account	Department	Control #	Qty	Percent	Description	Estimated Purchase Price	Budget Amount
2220.6493.3249.7390.0000	CMH - Asser. Comm. Treat.	NB12-0206	3.59	3%	MS Office 2010 Standard License	\$904	\$904
2220.6493.3254.7390.0000	CMH - Holland - MDT	NB12-0208	3.74	22%	19" LCD Monitor	\$682	\$682
2220.6493.3254.7390.0000	CMH - Holland - MDT	NB12-0206	13.33	12%	MS Office 2010 Standard License	\$3,360	\$3,360
2220.6493.3254.7390.0000	CMH - Holland - MDT	NB12-0208	3.9	30%	Desktop PC	\$3,510	\$3,510
2220.6493.3344.7390.0000	CMH - Lakeshore Clubhouse	NB12-0206	3.14	3%	MS Office 2010 Standard License	\$791	\$791
2220.6493.3344.7390.0000	CMH - Lakeshore Clubhouse	NB12-0208	1.02	6%	19" LCD Monitor	\$175	\$175
2220.6493.3344.7390.0000	CMH - Lakeshore Clubhouse	NB12-0208	1.04	8%	Desktop PC	\$900	\$900
2220.6494.4244.7390.0000	CMH - Home Based Services	NB12-0206	2.04	2%	MS Office 2010 Standard License	\$514	\$514
2220.6494.4245.7390.0000	CMH - MI Child Outpatient	NB12-0208	1.02	6%	19" LCD Monitor	\$175	\$175
2220.6494.4245.7390.0000	CMH - MI Child Outpatient	NB12-0206	3.11	3%	MS Office 2010 Standard License	\$784	\$784
2220.6494.4245.7390.0000	CMH - MI Child Outpatient	NB12-0208	1.95	15%	Desktop PC	\$1,799	\$1,799
2220.6494.4451.7390.0000	CMH - Respite Services	NB12-0206	0.24	0%	MS Office 2010 Standard License	\$60	\$60
2220.6495.5020.7390.0000	CMH - Mental Health Administra	NB12-0208	0.51	3%	19" LCD Monitor	\$87	\$87
2220.6495.5020.7390.0000	CMH - Mental Health Administra	NB12-0205	1.00	34%	MS Office 2010 Professional License	\$328	\$328
2220.6495.5020.7390.0000	CMH - Mental Health Administra	NB12-0208	0.52	4%	Desktop PC	\$450	\$450
2220.6495.5020.7390.0000	CMH - Mental Health Administra	NB12-0206	3.31	3%	MS Office 2010 Standard License	\$833	\$833
2220.6495.5020.7390.0000	CMH - Mental Health Administra	NB12-0208	1.04	13%	Laptop Computer	\$1,200	\$1,200
2220.6495.5022.7390.0000	CMH - Quality Improvement	NB12-0205	0.58	19%	MS Office 2010 Professional License	\$191	\$191

County of Ottawa 2012 Equipment Requests

Account	Department	Control #	Qty	Percent	Description	Estimated Purchase Price	Budget Amount
2220.6495.5024.7390.0000	CMH - Office-Comm Relations/E	NB12-0206	2.00	2%	MS Office 2010 Standard License	\$503	\$503
2220.6495.5026.7390.0000	CMH - Finance	NB12-0206	0.50	0%	MS Office 2010 Standard License	\$126	\$126
2220.6495.5026.7390.0000	CMH - Finance	NB12-0208	0.64	8%	Laptop Computer	\$750	\$750
2220.6495.5029.7390.0000	CMH - MCO Administration	NB12-0208	1.53	9%	19" LCD Monitor	\$262	\$262
2220.6495.5029.7390.0000	CMH - MCO Administration	NB12-0205	0.97	32%	MS Office 2010 Professional License	\$319	\$319
2220.6495.5029.7390.0000	CMH - MCO Administration	NB12-0208	0.52	4%	Desktop PC	\$450	\$450
2220.6495.5029.7390.0000	CMH - MCO Administration	NB12-0206	4.24	4%	MS Office 2010 Standard License	\$1,069	\$1,069
2220.6495.5029.7390.0000	CMH - MCO Administration	NB12-0208	1.28	16%	Laptop Computer	\$1,650	\$1,650
2220.6495.5030.7390.0000	CMH - Medical Records	NB12-0205	0.33	11%	MS Office 2010 Professional License	\$109	\$109
2220.6495.5030.7390.0000	CMH - Medical Records	NB12-0206	1.00	1%	MS Office 2010 Standard License	\$252	\$252
2220 -Various	CMH Departments	NB12-0240	6	100%	2012 Vehicle	\$108,000	\$21,600
2272.5250.7390.0000	Landfill Tipping Fees - Allied	NB12-0248	0.22	22%	MS Office 2010 Professional License	\$72	\$72
2272.5250.7390.0000	Landfill Tipping Fees - Allied	NB12-0249	1	100%	MS Office 2010 Standard License	\$252	\$252
2272.5250.7390.0000	Landfill Tipping Fees - Allied	NB12-0248	0.22	22%	Laptop Computer	\$264	\$264
2272.5250.7390.0000	Landfill Tipping Fees - Allied	NB12-0250	2	100%	Desktop PC	\$1,800	\$1,800
2560.2360.7390.0000	Register Of Deeds	NB12-0001	3	100%	Desktop PC	\$2,700	\$2,700
2560.2360.8080.0020	Register Of Deeds	NB12-0212	1	100%	Yearly Maintenance Fee for DocRouter	\$3,300	\$3,300
2560.2360.9770.0020	Register Of Deeds	NB12-0048	1	100%	Software Modules	\$23,000	\$23,000

County of Ottawa 2012 Equipment Requests

Account	Department	Control #	Qty	Percent	Description	Estimated Purchase Price	Budget Amount
2610.3114.7390.0000	Sheriff - Community Policing	NB12-0111	1	100%	Patrol Rifle Package	\$1,090	\$1,090
2610.3114.7390.0000	Sheriff - Community Policing	NB12-0085	2	100%	Motorola PM1500 Package	\$3,504	\$3,504
2610.3114.7390.0000	Sheriff - Community Policing	NB12-0132	1	100%	Patrol Vehicle Setup/Switchover	\$5,510	\$5,510
2610.3114.9400.0000	Sheriff - Community Policing	NB12-0140	1	100%	Patrol Vehicle	\$25,500	\$8,500
2610.3131.7390.0000	Sheriff - Comm Policing - Holl Twp	NB12-0112	1	100%	Patrol Rifle Package	\$1,090	\$1,090
2610.3131.7390.0000	Sheriff - Comm Policing - Holl Twp	NB12-0082	3	100%	Motorola PM1500 Package	\$5,256	\$5,256
2610.3132.7390.0000	Sheriff - Comm Policing - Park Twp	NB12-0093	1	100%	Radar Unit	\$880	\$880
2610.3132.7390.0000	Sheriff - Comm Policing - Park Twp	NB12-0236	1	100%	Tru Speed Laser	\$1,695	\$1,695
2610.3132.7390.0000	Sheriff - Comm Policing - Park Twp	NB12-0083	1	100%	Motorola PM1500 Package	\$1,752	\$1,752
2610.3133.7390.0000	Sheriff - Comm Pol-Zeeland Twp	NB12-0084	1	100%	Motorola PM1500 Package	\$1,752	\$1,752
2610.3134.7390.0000	Sheriff - Pt Sheld Twp/W.O. Sch	NB12-0102	1	100%	Digital Camera	\$150	\$150
2610.3134.7390.0000	Sheriff - Pt Sheld Twp/W.O. Sch	NB12-0113	1	100%	Patrol Rifle Package	\$1,090	\$1,090
2610.3135.7390.0000	Sheriff - Allndl Twp/Allndl Schoc	NB12-0114	1	100%	Patrol Rifle Package	\$1,090	\$1,090
2610.3136.7390.0000	Sheriff - G.H. Twp/G.H. Schools	NB12-0115	1	100%	Patrol Rifle Package	\$1,090	\$1,090
2610.3136.7390.0000	Sheriff - G.H. Twp/G.H. Schools	NB12-0086	1	100%	Motorola PM1500 Package	\$1,752	\$1,752
2610.3138.7390.0000	Sheriff - Zeelnd Twp/Zeelnd Sch	NB12-0116	1	100%	Patrol Rifle Package	\$1,090	\$1,090
2610.3139.7390.0000	Sheriff - COPS Holland/Park Twp	NB12-0117	1	100%	Patrol Rifle Package	\$1,090	\$1,090

County of Ottawa 2012 Equipment Requests

Account	Department	Control #	Qty	Percent	Description	Estimated Purchase Price	Budget Amount
2610.3139.7390.0000	Sheriff - COPS Holland/Park Twp	NB12-0087	4	100%	Motorola PM1500 Package	\$7,008	\$7,008
2610.3139.7390.0000	Sheriff - COPS Holland/Park Twp	NB12-0135	1	100%	Patrol Vehicle Setup/Switchover	\$7,310	\$7,310
2610.3139.7390.0000	Sheriff - COPS Holland/Park Twp	NB12-0134	2	100%	Patrol Vehicle Setup/Switchover	\$18,160	\$18,160
2610.3139.9400.0000	Sheriff - COPS Holland/Park Twp	NB12-0141	1	100%	Patrol Vehicle	\$25,500	\$8,500
2610.3139.9400.0000	Sheriff - COPS Holland/Park Twp	NB12-0141	2	100%	Patrol Tahoe	\$52,000	\$17,334
2610.3141.7390.0000	Sheriff - Comm Policing - Holl/P	NB12-0267	1	100%	Motorola PM1500 Package	\$1,752	\$1,752
2610.3142.7390.0000	Sheriff - Spring Lake Twp/School	NB12-0104	1	100%	Digital Camera	\$150	\$150
2610.3142.7390.0000	Sheriff - Spring Lake Twp/School	NB12-0118	1	100%	Patrol Rifle Package	\$1,090	\$1,090
2610.3144.7390.0000	Sheriff - Tallmadge/Wright/Polkt	NB12-0103	1	100%	Digital Camera	\$150	\$150
2610.3144.7390.0000	Sheriff - Tallmadge/Wright/Polkt	NB12-0143	1	100%	Patrol Vehicle Setup/Switchover	\$5,700	\$5,700
2610.3144.9400.0000	Sheriff - Tallmadge/Wright/Polkt	NB12-0143	1	100%	Patrol Vehicle	\$25,500	\$8,500
2610.3146.7390.0000	Sheriff - Georgetown Township	NB12-0105	1	100%	Digital Camera	\$150	\$150
2610.3146.7390.0000	Sheriff - Georgetown Township	NB12-0119	5	100%	Patrol Rifle Package	\$5,450	\$5,450
2610.3146.7390.0000	Sheriff - Georgetown Township	NB12-0088	4	100%	Motorola PM1500 Package	\$7,008	\$7,008
2610.3146.7390.0000	Sheriff - Georgetown Township	NB12-0266	1	100%	Patrol Vehicle Setup/Switchover	\$13,575	\$13,575
2610.3146.9400.0000	Sheriff - Georgetown Township	NB12-0142	1	100%	Patrol Tahoe	\$26,000	\$8,667
2610.3146.9400.0000	Sheriff - Georgetown Township	NB12-0142	2	100%	Patrol Vehicle	\$51,000	\$17,000
2610.3148.7390.0000	Sheriff - Comm Policing-Allendal	NB12-0089	1	100%	Motorola PM1500 Package	\$1,752	\$1,752
2661.3150.7390.0000	Sheriff - 416 Road Patrol Grant	NB12-0106	2	100%	Digital Camera	\$300	\$300
2661.3150.7390.0000	Sheriff - 416 Road Patrol Grant	NB12-0120	2	100%	Patrol Rifle Package	\$2,180	\$2,180
2661.3150.7390.0000	Sheriff - 416 Road Patrol Grant	NB12-0090	2	100%	Motorola PM1500 Package	\$3,504	\$3,504

County of Ottawa
2012 Equipment Requests

Account	Department	Control #	Qty	Percent	Description	Estimated Purchase Price	Budget Amount
2750.3114.7390.0000	Sheriff - Coop'ville Comm that C	NB12-0270	1	100%	Digital Camera	\$150	\$150
2750.3114.7390.0000	Sheriff - Coop'ville Comm that C	NB12-0121	1	100%	Patrol Rifle Package	\$1,090	\$1,090
2750.3114.7390.0000	Sheriff - Coop'ville Comm that C	NB12-0091	1	100%	Motorola PM1500 Package	\$1,752	\$1,752
2850.1520.7390.0000	Community Corrections	NB12-0042	1	100%	Dual Monitor Card	\$125	\$125
2850.1520.7390.0000	Community Corrections	NB12-0042	1	100%	17" LCD Monitor	\$150	\$150
2850.1520.7390.0000	Community Corrections	NB12-0041	1	100%	GPS for vehicle	\$250	\$250
2850.1520.7390.0000	Community Corrections	NB12-0042	2	100%	Signature Pads	\$600	\$600
2850.1520.7390.0000	Community Corrections	NB12-0042	1	100%	Desktop PC	\$900	\$900
2850.1520.7390.0000	Community Corrections	NB12-0042	12	100%	MS Office 2010 Standard License	\$3,024	\$3,024
2920.6620.7290.0000	Circuit Court - Detention	NB12-0221	1	100%	Enclose breach at Control Center	\$500	\$500
2920.6620.7290.0000	Circuit Court - Detention	NB12-0224	1	100%	Game table	\$522	\$522
2920.6620.7290.0000	Circuit Court - Detention	NB12-0220	1	100%	Silent Electronic Lock Strikes	\$627	\$627
2920.6620.7290.0000	Circuit Court - Detention	NB12-0222	1	100%	Fax Machine	\$800	\$800
2920.6620.7290.0000	Circuit Court - Detention	NB12-0179	1	100%	Laptop Computer	\$1,200	\$1,200
2920.6620.7290.0000	Circuit Court - Detention	NB12-0180	1	100%	PC Tablet with signature capability	\$1,200	\$1,200
2920.6620.7290.0000	Circuit Court - Detention	NB12-0034	10	100%	Desktop PC	\$9,000	\$9,000
2920.6620.7390.0000	Circuit Court - Detention	NB12-0223	1	100%	Digital Camera	\$180	\$180
2920.6620.7390.0000	Circuit Court - Detention	NB12-0180	1	100%	MS Office 2010 Standard License	\$252	\$252
2920.6620.7390.0000	Circuit Court - Detention	NB12-0227	4	100%	Hard Drives for Recording System	\$320	\$320
2920.6620.7390.0000	Circuit Court - Detention	NB12-0034	2	100%	19" LCD Monitor	\$350	\$350
2920.6620.7390.0000	Circuit Court - Detention	NB12-0225	1	100%	Staff Desk in Pod	\$453	\$453
2920.6620.7390.0000	Circuit Court - Detention	NB12-0034	4	100%	Small Laser Printer - 1 user	\$800	\$800
2920.6620.7390.0000	Circuit Court - Detention	NB12-0226	10	100%	Classroom student desks	\$1,560	\$1,560
2920.6620.7390.0000	Circuit Court - Detention	NB12-0034	7	100%	MS Office 2010 Standard License	\$1,764	\$1,764
2920.6622.7290.0000	Sheriff - Juvenile Intensive Super	NB12-0035	2	100%	Laptop Computer	\$2,400	\$2,400

County of Ottawa
2012 Equipment Requests

Account	Department	Control #	Qty	Percent	Description	Estimated Purchase Price	Budget Amount
2920.6622.7290.0000	Sheriff - Juvenile Intensive Super	NB12-0122	3	100%	Patrol Rifle Package	\$3,270	\$3,270
2920.6622.7290.0000	Sheriff - Juvenile Intensive Super	NB12-0092	2	100%	Motorola PM1500 Package	\$3,504	\$3,504
2920.6622.7390.0000	Sheriff - Juvenile Intensive Super	NB12-0035	2	100%	Small Laser Printer - 1 user	\$400	\$400
2920.6622.7390.0000	Sheriff - Juvenile Intensive Super	NB12-0107	3	100%	Digital Camera	\$450	\$450
2920.6622.7390.0000	Sheriff - Juvenile Intensive Super	NB12-0035	2	100%	MS Office 2010 Standard License	\$504	\$504
2920.6623.7290.0000	Circuit Court - Juvenile Treatmen	NB12-0036	1	100%	Laptop Computer	\$1,200	\$1,200
2920.6623.7290.0000	Circuit Court - Juvenile Treatmen	NB12-0036	2	100%	Desktop PC	\$1,800	\$1,800
2920.6623.7290.0000	Circuit Court - Juvenile Treatmen	NB12-0269	2	100%	Medtronic Lifepak Defibrillator (AED)	\$3,200	\$3,200
2920.6623.7390.0000	Circuit Court - Juvenile Treatmen	NB12-0036	2	100%	19" LCD Monitor	\$350	\$350
2920.6623.7390.0000	Circuit Court - Juvenile Treatmen	NB12-0036	13	100%	MS Office 2010 Standard License	\$3,276	\$3,276
2920.6624.7290.0000	Circuit Court - Juvenile Comm. Ir	NB12-0259	0.34	34%	Large screen laptop	\$680	\$680
2920.6624.7290.0000	Circuit Court - Juvenile Comm. Ir	NB12-0279	3	100%	Laptop Computer	\$3,600	\$3,600
2920.6624.7290.0000	Circuit Court - Juvenile Comm. Ir	NB12-0279	7	100%	Desktop PC	\$6,300	\$6,300
2920.6624.7290.0000	Circuit Court - Juvenile Comm. Ir	NB12-0268	1	100%	Lobby seating/furniture	\$15,000	
2920.6624.7390.0000	Circuit Court - Juvenile Comm. Ir	NB12-0259	0.34	34%	Full size USB keyboard	\$10	\$10
2920.6624.7390.0000	Circuit Court - Juvenile Comm. Ir	NB12-0259	0.34	34%	Wireless mouse	\$12	\$12
2920.6624.7390.0000	Circuit Court - Juvenile Comm. Ir	NB12-0259	0.34	34%	Laptop Case	\$17	\$17
2920.6624.7390.0000	Circuit Court - Juvenile Comm. Ir	NB12-0259	0.34	34%	Extended life battery	\$54	\$54
2920.6624.7390.0000	Circuit Court - Juvenile Comm. Ir	NB12-0259	0.34	34%	Docking station	\$61	\$61
2920.6624.7390.0000	Circuit Court - Juvenile Comm. Ir	NB12-0259	0.34	34%	22" LCD Monitor	\$75	\$75
2920.6624.7390.0000	Circuit Court - Juvenile Comm. Ir	NB12-0279	3	100%	Small Laser Printer - 1 user	\$600	\$600
2920.6624.7390.0000	Circuit Court - Juvenile Comm. Ir	NB12-0229	3	100%	Phone	\$900	\$900
2920.6624.7390.0000	Circuit Court - Juvenile Comm. Ir	NB12-0279	8	100%	19" LCD Monitor	\$1,400	\$1,400
2920.6624.7390.0000	Circuit Court - Juvenile Comm. Ir	NB12-0279	12	100%	MS Office 2010 Standard License	\$3,024	\$3,024
6360.2580.7390.0000	IT	NB12-0000	1	100%	Multi Port Network Hub	\$100	
6360.2580.7390.0000	IT	NB12-0158	1	100%	Advanced Docking Station	\$200	\$200
6360.2580.7390.0000	IT	NB12-0201	1	100%	Hardware Support Tools	\$600	\$600

County of Ottawa
2012 Equipment Requests

Account	Department	Control #	Qty	Percent	Description	Estimated Purchase Price	Budget Amount
6360.2580.7390.0000	IT	NB12-0203	1	100%	IT Software Support Tools	\$600	\$600
6360.2580.7390.0000	IT	NB12-0155	1	100%	Net-tablet PC	\$800	\$800
6360.2580.7390.0000	IT	NB12-0243	9	100%	Windows 7 OS	\$1,143	\$1,143
6360.2580.7390.0000	IT	NB12-0157	1	100%	Document Scanner	\$1,154	\$1,154
6360.2580.7390.0000	IT	NB12-0158	1	100%	Laptop Computer	\$1,200	\$1,200
6360.2580.7390.0000	IT	NB12-0156	10	100%	MS Windows 7 Pro Upgrade License	\$1,270	\$1,270
6360.2580.7390.0000	IT	NB12-0238	1	100%	MS Windows 2008R2 Enterpr Server OS	\$1,500	\$1,500
6360.2580.7390.0000	IT	NB12-0243	7	100%	MS Office 2010 Standard License	\$1,764	\$1,764
6360.2580.7390.0000	IT	NB12-0258	1	100%	Spotlight on SQL Server Enterpr Xpert E	\$1,995	\$1,995
6360.2580.7390.0000	IT	NB12-0238	1	100%	Asset Manager Server	\$2,400	\$2,400
6360.2580.7390.0000	IT	NB12-0156	10	100%	MS Office 2010 Standard License	\$2,520	\$2,520
6360.2580.7390.0000	IT	NB12-0150	1	100%	UPS	\$3,300	\$3,300
6360.2580.7390.0000	IT	NB12-0147	6	100%	ASA 5505 Firewall	\$3,600	\$3,600
6360.2580.7390.0000	IT	NB12-0149	1	100%	Server Rack with PDU & KVM	\$4,300	\$4,300
6360.2580.7390.0000	IT	NB12-0040	4	100%	Laptop Computer	\$4,800	\$4,800
6360.2580.7390.0000	IT	NB12-0242	6	100%	Desktop PC	\$5,400	\$5,400
6360.2580.7390.0000	IT	NB12-0276	2	100%	Microsoft Visual Studio MSDN Pro	\$7,046	\$7,046
6360.2580.7390.0000	IT	NB12-0260	800	100%	MS Windows Server Client Acc License	\$16,800	\$16,800
6360.2580.9400.0000	IT	NB12-0238	1	100%	Deployment Manager software	\$17,000	\$3,400
6360.2580.9400.0000	IT	NB12-0151	1	100%	Additional SANs/Switches	\$48,000	\$9,600
6360.2580.9400.0000	IT	NB12-0148	1	100%	Data Archiving Appliance	\$67,760	\$13,552
6360.2580.9400.0000	IT	NB12-0152	3	100%	Dell Server w/ ESX Enterpr Plus Softwa	\$67,962	\$13,592
6360.2580.9400.0000	IT	NB12-0246	1	100%	System i Server with Software & 5yr ma	\$103,173	\$20,635
6450.2890.7390.0000	Duplicating	NB12-0028	7	100%	Copy machine	\$33,600	\$33,600
6550.2890.7390.0000	Telecommunications	NB12-0274	1	100%	Mouse and keyboard bundle	\$33	\$33
6550.2890.7390.0000	Telecommunications	NB12-0272	1	100%	Windows 7 License	\$127	\$127
6550.2890.7390.0000	Telecommunications	NB12-0271	1	100%	Docking Station	\$150	\$150
6550.2890.7390.0000	Telecommunications	NB12-0271	1	100%	22" LCD Monitor	\$220	\$220
6550.2890.7390.0000	Telecommunications	NB12-0271	1	100%	MS Office 2010 Standard License	\$252	\$252

County of Ottawa 2012 Equipment Requests

= not recommended

Account	Department	Control #	Qty	Percent	Description	Estimated Purchase Price	Budget Amount
---------	------------	-----------	-----	---------	-------------	--------------------------------	------------------

Total Requested \$2,137,899

Total Recommended - All Departments \$2,080,779

County of Ottawa
Capital Construction Projects - Construction Costs
 Budget Year Ending December 31, 2012

PROJECT DESCRIPTION	CAPITAL CONSTRUCTION COSTS					
	PROPOSED METHOD OF FINANCING	ESTIMATED COSTS		EXPENDED TO DATE (INC. CURRENT YR)	BUDGET YEAR 2012	FUTURE YEARS
		ORIGINAL	AMENDED			

Ottawa County (primary government)

Ferris Street Health Facility Roof	General Fund Designated Fund Balance	\$60,000	\$60,000	\$0	\$60,000	\$0
Public Health 12251 James Street Facility Roof	General Fund Designated Fund Balance	\$85,000	\$85,000	\$0	\$85,000	\$0
Ottwa Beach Waterfront Walkway ¹	Grant/Parks & Recreation Millage	\$600,000	\$600,000	\$0	\$600,000	\$0
Pigeon Creek Park - Ski Rental & Concessions ¹	Parks & Recreation Millage	\$150,000	\$150,000	\$0	\$150,000	\$0
General Greenway & Park Land Acquisition ¹	Parks & Recreation Millage	\$200,000	\$200,000	\$0	\$200,000	\$0
Total - Primary Government		\$1,095,000	\$1,095,000	\$0	\$1,095,000	\$0

Ottawa County Public Utilities (component unit)

NW Ottawa Water Plant Expansion ²	Public Act 342 Bonds	\$21,500,000	\$20,600,000	\$15,787,511	\$3,812,489	\$1,000,000
Wyoming Water Plant Expansion ²	Public Act 342 Bonds	\$31,673,000	\$40,400,000	\$40,075,334	\$224,666	\$100,000
Grandville Clean Water Plant Expansion ²	Public Act 342 Bonds	\$22,475,000	\$22,475,000	\$14,663,632	\$7,811,368	\$0
Total Ottawa County Public Utilities		\$75,648,000	\$83,475,000	\$70,526,477	\$11,848,523	\$1,100,000

Ottawa County Drain Commission (component unit)

Park West Phase II ²	Bonds	\$5,500,000	\$5,500,000	\$736,516	\$3,263,484	\$1,500,000
Black Creek Intercounty	Special Assessments	\$450,000	\$450,000	\$76,193	\$373,807	\$0
Grove Avenue	Special Assessments	\$275,000	\$275,000	\$6,504	\$268,496	\$0
Hiawatha	Special Assessments	\$350,000	\$350,000	\$25,686	\$324,314	\$0

PROJECT DESCRIPTION	CAPITAL CONSTRUCTION COSTS					
	PROPOSED METHOD OF FINANCING	ESTIMATED COSTS		EXPENDED TO DATE (INC. CURRENT YR)	BUDGET YEAR 2012	FUTURE YEARS
		ORIGINAL	AMENDED			

Ottawa County Drain Commission (component unit) - continued

Schoemaker	Special Assessments	\$50,000	\$50,000	\$5,000	\$45,000	\$0
Virginia Park Intercounty	Special Assessments	\$130,000	\$130,000	\$9,690	\$120,310	\$0
Zeeland East Estates	Special Assessments	\$100,000	\$100,000	\$0	\$100,000	\$0
Total Ottawa County Drain Commission		\$6,855,000	\$6,855,000	\$859,589	\$4,495,411	\$1,500,000

Grand Total Capital Construction **\$83,598,000** **\$91,425,000** **\$71,386,066** **\$17,438,934** **\$2,600,000**

- 1. No debt will be issued for this project. Funds have been set aside for this project or will be financed by the Parks tax levy.*
- 2. The County (primary government) pledges its full faith and credit for bonds issued by Ottawa County Public Utilities and the Ottawa County Drain Commission.*

County of Ottawa
Capital Construction Projects - Anticipated Annual Operational Costs
 Budget Year Ending December 31, 2012

PROJECT DESCRIPTION	ESTIMATED ANNUAL OPERATION COSTS (includes debt repayment)							
	PROPOSED METHOD OF FINANCING	EXPEN-DITURE TYPE	ACTUAL PRIOR YEAR 2010	ESTIMATED CURRENT YEAR 2011	BUDGET YEAR 2012	FUTURE YEARS		
						2013	2014	2015

Ottawa County (primary government)

Ferris Street Health Facility Roof	Property Tax Levy	Maintenance	\$0	\$0	\$0	\$0	\$0	\$0
Public Health 12251 James Street Facility Roof	Property Tax Levy	Maintenance	\$0	\$0	\$0	\$0	\$0	\$0
Ottwa Beach Waterfront Walkway ¹	Property Tax Levy	Maintenance	\$0	\$0	\$0	\$1,000	\$1,000	\$1,500
Pigeon Creek Park - Ski Rental & Concessions ¹	Property Tax Levy	Maintenance	\$0	\$0	\$500	\$2,000	\$2,000	\$2,500
General Greenway & Park Land Acquisition ¹	Property Tax Levy	Maintenance	\$0	\$0	\$0	\$500	\$500	\$500
Total - Primary Government			\$0	\$0	\$500	\$3,500	\$3,500	\$4,500

Ottawa County Public Utilities (component unit) ²

NW Ottawa Water Plant Expansion	Special Assessments	Debt	\$0	\$928,766	\$1,239,370	\$1,238,854	\$1,232,165	\$1,229,772
Wyoming Water Plant Expansion	Special Assessments	Debt	\$0	\$2,710,121	\$2,691,721	\$2,662,822	\$2,658,621	\$2,622,821
Grandville Clean Water Plant Expansion	Special Assessments	Debt	\$0	\$879,912	\$879,912	\$879,912	\$879,912	\$874,681
Total Ottawa County Public Utilities			\$0	\$4,518,799	\$4,811,003	\$4,781,588	\$4,770,698	\$4,727,274

Ottawa County Drain Commission (component unit) ³

Park West Phase II	Special Assessments	Debt Service	\$0	\$0	\$82,500	\$369,700	\$369,700	\$369,700
		Maintenance	\$0	\$0	\$0	\$30,300	\$30,300	\$30,300
Black Creek Intercounty	Special Assessments	Maintenance	\$0	\$0	\$0	\$0	\$0	\$0
Grove Avenue	Special Assessments	Maintenance	\$0	\$0	\$0	\$0	\$0	\$0
Hiawatha	Special Assessments	Maintenance	\$0	\$0	\$0	\$0	\$0	\$0
Schoemaker	Special Assessments	Maintenance	\$0	\$0	\$0	\$0	\$0	\$0
Virginia Park Intercounty	Special Assessments	Maintenance	\$0	\$0	\$0	\$0	\$0	\$0
Zeeland East Estates	Special Assessments	Maintenance	\$0	\$0	\$0	\$0	\$0	\$0
Total Ottawa County Drain Commission			\$0	\$0	\$82,500	\$400,000	\$400,000	\$400,000

Grand Total Operational Costs **\$0** **\$4,518,799** **\$4,894,003** **\$5,185,088** **\$5,174,198** **\$5,131,774**

1. No debt will be issued for this project. Estimated annual operation costs are for maintenance including utilities, supplies, etc. No new personnel are projected to be added.
2. The annual operating costs for public utilities projects are strictly for debt service. The maintenance costs are the responsibility of the municipality.
3. For most projects, the Drain Commission does not anticipate any maintenance costs for several years once projects are complete. The Park West drain, however, is likely to have additional fine tuning until sediment basins and easement areas are fully stabilized. These costs will be covered by special assessments to the effected parties.