

**COUNTY OF OTTAWA
DEBT SERVICE FUND (5690-5694)**

Building Authority Fund (5690-5694) - This Fund was established to account for the accumulation resources for payment of principal and interest on bonds issued to finance building projects for the County of Ottawa. Bonds have been issued for the following projects: 1990-Ottawa County Central Dispatch Authority; 1992-Probate Court/Jail Complex; 1997-Jail addition and Sheriff Administrativ Annex; 2005 - Holland District Court Building. The 1990 bonds were refunded during 2003 and 2004 and a portion of the 1992 bonds were refinanced during 2006. A portion of the 1997 bonds were refunded during 2005. Financing is provided by cash rental payments pursuant to lease agreements with the County of Ottawa.

Resources

Personnel

No personnel has been allocated to this department.

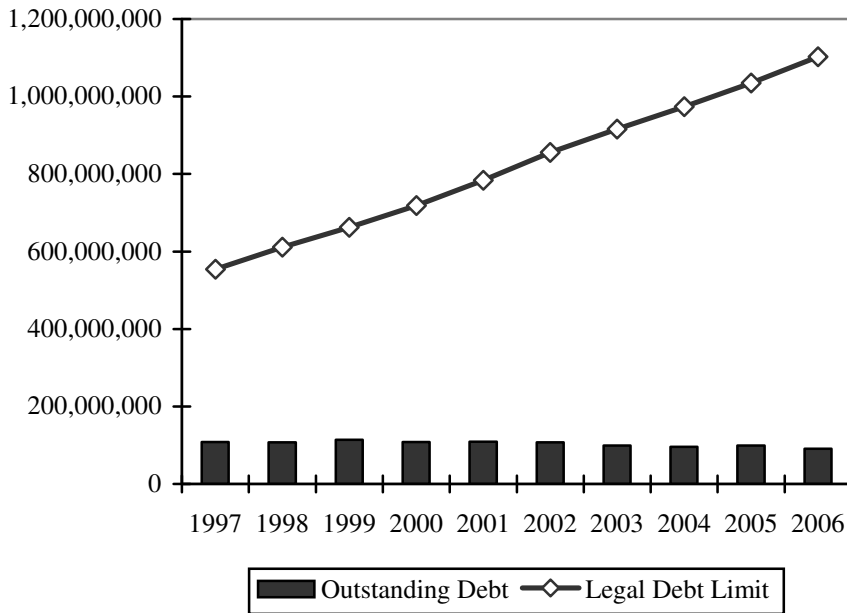
Funding

	2003 Actual	2004 Actual	2005 Actual	2006 Current Year Estimated	2007 Adopted by Board
Revenues					
Charges for Services					
Interest and Rents	\$2,900	\$4,573	\$13,976	\$6,613	\$580
Rents	\$2,351,754	\$2,243,461	\$2,008,656	\$2,453,391	\$2,977,797
Other Revenue					
Other Financing Sources			\$10,562,974		
Total Revenues	\$2,354,654	\$2,248,034	\$12,585,606	\$2,460,004	\$2,978,377
Expenditures					
Debt Service	\$2,305,822	\$2,299,902	\$2,299,621	\$2,454,454	\$2,977,797
Other Financing Uses			\$10,792,190		
Total Expenditures	\$2,305,822	\$2,299,902	\$13,091,811	\$2,454,454	\$2,977,797

County of Ottawa Debt Information

The County of Ottawa assumes debt to provide funding for the construction of water and sewage disposal systems, drains, buildings, and to refund previously issued bonds. Under the State of Michigan Constitution of 1963, Article VII, Section 11, "No County shall incur indebtedness which shall increase its total debt beyond 10% of its assessed valuation." Consequently, Ottawa County, with a 2006 assessed value of \$11,028,221,992 is limited to no more than \$1,102,822,199 of debt. The County's total debt at the statement date is \$91,002,565, or less than 1% of the assessed value, well below the legal limit. The graph below illustrates that Ottawa County's outstanding debt as a percentage of the limit is actually decreasing.

**County of Ottawa Legal Debt Limit and Debt
Outstanding**



Ottawa County has obtained a AAA rating from Fitch on General Obligation Limited Tax Bonds. Moody's Bond Rating is Aa1 for General Obligation Unlimited and Limited Tax Bonds. Standard and Poor's Bond Rating is AA for General Obligation Unlimited and Limited Tax Bonds.

Bonds:

The County principally uses general obligation bonds to provide funds for these projects. The majority of the general obligation bonds, \$66,815,533, were issued by the Ottawa County Public Utilities System, a component unit of Ottawa County, for water and sewer projects. The principal and interest payments on these water and sewer project issues are repaid generally from funds received from local municipalities in the County. The interest rate on these issues ranges from 2.0% to 7.6% percent.

In addition, \$265,000 is estimated for inter-county drainage projects. Principal and interest is paid from drain assessments levied. The interest rate on these issues ranges from 4.5% to 7.0% percent.

Last, \$21,510,000 is estimated debt outstanding at 12/31/06 for four Ottawa County Building Authority projects. These four projects include the E-911 Central Dispatch operation, the Probate Court/Jail facility, and the Sheriff and Administrative Annex and additional Jail pod, and the Holland District Court facility. The activities facility and the E-911 issues were refunded during 1993. The Probate Court/Jail facility was refunded in 1997 in conjunction with the issue for the Sheriff and Administrative Annex and additional Jail pod. The unrefunded portion of the E-911 bonds and the Sheriff and Administrative Annex and additional jail pod were refunded during 2005. The Building Authority makes the principal and interest payments with revenues collected from lease agreements with the County. The interest rate on these issues ranges from 3.0% to 5.05% percent.

The County has pledged its full faith and credit for payment on the above obligations.

Other Bonds:

In November 2001, the Ottawa County Road Commission issued Public Act 143 bonds for the purpose of constructing a maintenance facility in Holland. The estimated balance of these bonds at 12/31/06 is \$2,250,000. The borrowing will be paid from State revenues allocated to the County Road Commission for road purposes. The County did not pledge its full faith and credit for the above notes.

Notes Payable:

The Drain Commissioner has issued two small notes to provide funding for drainage projects in Ottawa County. The notes total \$60,800, and the County did not pledge its full faith and credit for the above notes.

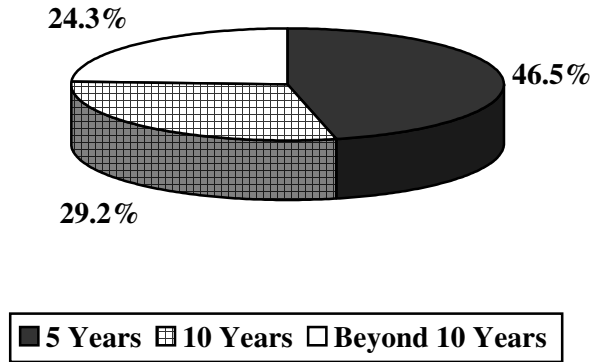
Land Contracts:

Ottawa County has an estimated \$101,231 in land contracts. The land contracts were made to secure three land purchases for the Ottawa County Parks system. The principal and interest payments will be made from the voted parks millage and recorded in the Parks and Recreation Special Revenue fund. The interest rate on these land contracts ranges from 8.0% to 9.25% percent.

Debt Retirements:

The percentage of debt to be retired in five, ten, and beyond ten years indicates how fast the County is retiring its debt. Rating agencies expect 50% of the debt to be retired within ten years. The graph that follows shows that Ottawa County, scheduled to retire 75.7% of its debt within ten years, is retiring debt significantly faster than the standard.

County of Ottawa Debt Retirements



Debt per Capita

Ottawa County has experienced high growth in the last several years. Consequently, debt has been issued to fund the required infrastructure. Listed below is the debt per capita information for the last ten years.

Year	Population	Net Bonded Debt per Capita County Debt
1996	212,163	\$46
1997	220,403	114
1998	224,357	107
1999	230,261	99
2000	238,314	91
2001	243,571	84
2002	245,913	78
2003	249,391	71
2004	252,351	65
2005	255,406	91

The schedule that follows details the principal and interest payments by year.

County of Ottawa Schedule of Debt Service Requirements

OTTAWA COUNTY - PRIMARY GOVERNMENT					OTTAWA COUNTY - COMPONENT UNITS				REPORTING ENTITY
Budget Year	Amount Outstanding Beginning of Year	Principal Retirements	Interest Requirements	Total Requirements	Amount Outstanding Beginning of Year	Principal Retirements	Interest Requirements	Total Requirements	Total Requirements
General Obligation Bonds (Non-major Funds):					General Obligation Bonds:				
2007	21,510,000	1,830,000	1,394,248	3,224,248	69,330,533	7,382,000	2,778,809	10,160,809	13,385,057
2008	19,680,000	1,910,000	1,319,373	3,229,373	61,948,533	7,877,000	2,498,220	10,375,220	13,604,593
2009	17,770,000	1,995,000	784,371	2,779,371	54,071,533	6,533,000	2,195,800	8,728,800	11,508,171
2010	15,775,000	1,680,000	707,757	2,387,757	47,538,533	6,431,000	1,939,111	8,370,111	10,757,868
2011	14,095,000	1,740,000	641,493	2,381,493	41,107,533	4,831,000	1,707,217	6,538,217	8,919,710
2012	12,355,000	1,250,000	572,219	1,822,219	36,276,533	4,328,000	1,517,510	5,845,510	7,667,729
2013	11,105,000	1,290,000	525,344	1,815,344	31,948,533	4,455,000	1,336,094	5,791,094	7,606,438
2014	9,815,000	1,360,000	460,844	1,820,844	27,493,533	4,391,000	1,146,545	5,537,545	7,358,389
2015	8,455,000	1,425,000	392,844	1,817,844	23,102,533	3,353,000	981,016	4,334,016	6,151,860
2016	7,030,000	1,495,000	321,594	1,816,594	19,749,533	3,228,000	839,910	4,067,910	5,884,504
2017-2021	5,535,000	3,390,000	811,383	4,201,383	16,521,533	13,156,533	2,238,221	15,394,754	19,596,137
2022-2026	2,145,000	2,145,000	237,369	2,382,369	3,365,000	3,070,000	304,140	3,374,140	5,756,509
2027-2031					295,000	155,000	56,247	211,247	211,247
2032-2035					140,000	140,000	14,352	154,352	154,352
Parks and Recreation Land Contracts (Major Fund):					Notes Payable*:				
2007	101,232	72,392	9,117	81,509	60,800	7,600	2,779	10,379	91,888
2008	28,840	28,840	2,668	31,508	53,200	7,600	2,438	10,038	41,546
2009					45,600	7,600	2,084	9,684	9,684
2010					38,000	7,600	1,737	9,337	9,337
2011					30,400	7,600	1,389	8,989	8,989
2012					22,800	7,600	1,045	8,645	8,645
2013					15,200	7,600	695	8,295	8,295
2014					7,600	7,600	347	7,947	7,947
		<u>\$21,611,232</u>	<u>\$8,180,624</u>	<u>\$29,791,856</u>		<u>\$69,391,333</u>	<u>\$19,565,705</u>	<u>\$88,957,038</u>	<u>\$118,748,894</u>

All figures are as of 11/16/06

*Notes payable of the component unit are not guaranteed by the County.

**COUNTY OF OTTAWA
CAPITAL PROJECTS FUND**

Building Authority Fund (5690-5694) - This Fund was established to account for construction projects of the building authority. Financing is provided by bond proceeds, interest income and occasionally State grants. This fund records only those projects funded with bond proceeds. Other capital construction projects funded with cash are reported primarily in the Public Improvement Fund (Special Revenue Fund 2450). Projects at County park facilities are reported in the Parks and Recreation Fund (Special Revenue Fund 2081).

Resources

Personnel

No personnel has been allocated to this department.

Funding

	2003 Actual	2004 Actual	2005 Actual	2006 Current Year Estimated	2007 Adopted by Board
Revenues					
Intergovernmental Revenue					
Interest			\$48,722	\$40,000	\$66,000
Other Financing Sources			\$7,997,998	\$600,000	\$10,000,000
Total Revenues			\$8,046,720	\$640,000	\$10,066,000
Expenditures					
Capital Outlay			\$3,044,672	\$3,014,153	\$9,360,000
Bond Issue Costs			\$458,638		
Other Financing Uses			\$2,169,258		
Total Expenditures			\$5,672,568	\$3,014,153	\$9,360,000

Budget Highlights:

In August of 2005, the County issued bonds for the construction of a new Holland District Court facility. Completion is anticipated in 2006.

2007 Capital Construction Projects

Grand Haven Courthouse project County Building

The concept plan shown herein depicts a 120,000 square foot, \$18 million Courthouse Building recommended to replace the existing County Building on Washington Street in Grand Haven. This concept plan was presented the Board of Commissioners in June



2004 and approved in June 2006. The plan represents a refinement of several options that were considered. The recommended option is the replacement of the forty-year-old, 67,000

square-foot County building with this new traditionally designed Courthouse. The new Courthouse will suit the style and vision of the City of Grand Haven's Hilltop Neighborhood and signals a commitment to Grand Haven as the county seat well into the future. In addition to aesthetic improvements, prominent features of the proposed design include the ability to separate staff, victim, and defendant populations in the justice system, and the ability for citizens to access more services than are currently available in Grand Haven through a public service counter near the building's entrance. As the County grows and departmental needs change this new facility will have ample space to meet these growing demands. The County Building Authority has contracted with an Architect and Construction Manager to help with the planning, bidding and construction of this facility. Final project costs and designs are expected to be available by mid-summer 2007 and will be presented to the Board for approval before construction begins.

The County anticipates bonding for \$10 million of the project. The remainder of the cost will come from funds set aside for this project and the Fillmore Street Addition discussed next. The debt service payments are anticipated to be \$750,000 per year, and will be covered from the following funds:

Ottawa County Insurance Authority:	\$150,000
Telecommunications	: \$150,000
Delinquent Tax Revolving Fund	: \$150,000
Public Improvement	: \$175,000
Infrastructure	: \$125,000

In addition, the new facility will increase the square footage by 53,000 square feet. Consequently, additional, ongoing maintenance costs are anticipated. At this point, no additional personnel needs have been identified, so the maintenance costs reflected on the schedule that follows are based on a cost of \$6.50 per additional square foot in 2008. The \$6.50 per square foot covers utilities, grounds maintenance, insurance, and other costs directly attributable to running the facility.

Fillmore Street Addition project

The present allocation of staff between Grand Haven and the Fillmore Administration Complex in West Olive has caused some operational inefficiency and created difficulty

for residents to access certain County services. This plan provides an opportunity to consolidate some staff and departments in West Olive while retaining the County's presence and services in Grand Haven.



The recommended 37,000 square-foot expansion of the Administration Building on Fillmore Street will accommodate staff from Cooperative Extension, the County Clerk, Treasurer, Register of Deeds and Drain Commissioner. The move will consolidate operational staff that work together on a daily basis, reconfigure space in the existing facility and allow citizens better access some services that are now available only in Grand Haven. A resolution was adopted by the Board on June 27, 2006 authorizing the County Building Authority to move forward with the planning of a \$6 million addition at Fillmore Street. The Authority has contracted with an Architect and Construction Manager to help with the planning, bidding and construction of this facility. Final project costs and design options will be presented to the Board for approval before construction begins in June of 2007.


Construction costs will be paid from funds set aside for the project in various County funds. Since it is an expansion, additional, ongoing maintenance costs are anticipated. At this point, no additional personnel needs have been identified, so the maintenance costs reflected on the schedule that follows are based on a cost of \$6.50 per additional square foot in 2008. The \$6.50 per square foot covers utilities, grounds maintenance, insurance, and other costs directly attributable to running the facility. As state earlier, the County

does expect to gain efficiencies by grouping related department together, but these savings are not quantifiable.

SW Ottawa Landfill upgrades

SW Ottawa landfill upgrades

The 43-acre SW Ottawa landfill is located a little over one mile east of the shore of Lake Michigan in Park Township between James Street and Riley and 160th and 168th. The landfill opened in 1968 by Ottawa County for the disposal of municipal and industrial waste, it



operated until it was closed in 1981. The County, through the Ottawa County Road Commission, operated the landfill for a few years in the late 1960's and early 1970's then transferred the operation to Waste Management, under contract. In the early 1980's, Waste Management closed the operation and constructed a cap over the landfill consisting of bentonite clay, power plant fly ash and sand.

In 1987, seven purge wells were constructed along with the associated piping and electrical work to supply contaminated groundwater to a treatment plant which was constructed northwest of the intersection of James and 168th on County owned property. The treatment was designed to remove iron and volatile organic compounds from the groundwater leachate per the terms of a water restoration agreement agreed to between the County and the Michigan Department of Environmental Quality (MDEQ) in 1984.

The County is planning improvements to the extraction/treatment system at the landfill because of the degradation of the existing groundwater extraction system and in order to reduce the necessary treatment time and costs. This improvement was also necessitated by a lawsuit against the County from the MDEQ. As a result of the improvement initiative, the MDEQ has dropped its lawsuit.

Specifically, the County is planning to construct a clay cap over the landfill that would prevent the contamination located in the landfill from leaching to the groundwater via percolating rain water. The cost is expected to be approximately \$4.2 million with the work taking place throughout 2006 and 2007.

The upgrades to the SW Ottawa Landfill and clean up efforts are divided in three categories: The upgrades to the filtration plant, equipment, new piping, wells and the

reshaping, recapping and venting of the landfill. The plan is to cap the landfill, put down new purge wells, close down old ineffective wells, and install new treatment technology.

Funding for the project is coming from two places. The Ottawa County Insurance Authority is covering \$2.1 million of the cost which represents the capping of the landfill. The remainder of the project will come from the Solid Waste Clean-up fund, Special Revenue fund 2271. Ongoing maintenance costs will be required to operate the purge wells. The County anticipates it will cost approximately \$127,000 per year to cover the utility and chemical costs to operate the purge wells. The \$127,000 represents a savings from operational costs before the improvements. Specifically, from 2000 through 2005, annual operational costs averaged \$155,000. Although the improvements are also expected to reduce the treatment time, those savings are currently indeterminable

Once the improvements have been made, the County plans to use the land to provide new recreational opportunities. The top of landfill has been shaped to allow sledding and hiking. The low land pond will provide a natural flora and fauna habitat. After completion of the improvements to the landfill portion of the work, the 230-acre parcel (which includes the 43-acre landfill) will be transferred to the County Parks system.

Parks and Recreation Projects

The Parks and Recreation department will continue its efforts to restore habitat at the Upper Macatawa Conservation Area in 2007 with establishment of 74 acres of native grasslands and construction of ponds and shallow water wetlands at various locations at the site. These restoration efforts will complement and complete the two large scale restoration projects undertaken in previous years. The overall goal is to restore previously farmed land to enhance the site for park and open space purposes while also improving water quality, reduce flooding, and expanding wildlife habitat.

The Parks Commission will also push forward with implementation of additional portions of the Park 12 Master Plan. The Park 12 property is the name given to twelve county owned park parcels encompassing 58 acres located near Holland State Park. The overall plan for this property focuses on expanding public use of selected park parcels that have high value for public recreation. Those parcels feature 750 feet of Lake Michigan beach front, extensive Lake Macatawa waterfront and Mt. Pisgah, a large dune which towers over the harbor.

Two projects proposed at Park 12 in 2007 include \$140,000 to continue waterfront improvements on Lake Macatawa near Black Lake Avenue. This project will include shoreline stabilization and landscaping along with a trail and a viewing deck. The second project, the Mount Pisgah Dune Protection Project, is a \$528,000 project involving construction of a paved trail to the back side of Mount Pisgah with a dune stairway leading to the top of the large dune where scenic overlook platforms will offer stunning views of Lake Macatawa, Lake Michigan and the Holland piers. Interpretive displays will describe the natural significance of the massive dune formation and the

area's unique cultural heritage. Dune plantings will help restore the eroding dune. This project is partially funded through a \$280,000 state grant.

Also planned for 2006 is the \$250,000 North Beach Phase II project which will include dune stabilization measures and the extension of stair access to the top of the huge dune with an overlook deck. Included in this project are stairs and trails linking North Beach Park to North Ottawa Dunes, a 500 acre adjacent dune parcel acquired in 2005.

Initial improvements to Riley Trails are another project planned for 2007. This \$150,000 project will include upgrades to the existing parking lot, construction of rustic toilets, installation of trail signage plus general improvements and site amenities including picnic tables and benches. Riley Trails is a 300 acre site county owned property located in Park Township which was designated by the Board of Commissioners for county park use in the fall of 2006.

Improvements to Riverside Park are also slated for 2007 with \$300,000 designated toward upgrades to the popular riverfront park located in Robinson Township. Parking lot improvements are planned along with trail construction, picnic area expansion and other general park enhancements.

Ongoing maintenance costs consisting of supplies and utilities for all of the park projects are expected to be minimal.

County of Ottawa
 Capital Construction Projects
 Budget Year Ending December 31, 2007

PROJECT DESCRIPTION	CAPITAL CONSTRUCTION COSTS					
	PROPOSED METHOD OF FINANCING	ESTIMATED COSTS		EXPENDED TO DATE (INC. CURRENT YR)	BUDGET YEAR 2007	FUTURE YEARS
		ORIGINAL	AMENDED			
Ottawa County (primary government)						
West Olive Addition	Fund Balance	\$6,000,000	\$6,000,000	\$57,000	\$5,123,604	\$819,396
Grand Haven Courthouse (1)	Bond Issue/ Fund Balance	\$18,000,000	\$18,000,000	\$86,000	\$4,236,396	\$13,677,604
SouthWest Ottawa Landfill (2)	Insurance Authority/ Landfill Surcharge	\$4,500,000	\$4,200,000	\$1,837,816	\$1,598,155	\$0
Upper Macatawa Phase II Restoration (2)	Parks & Recreation Millage	\$85,000	\$85,000	\$0	\$85,000	\$0
Park 12 - Phase II Improvements (2)	Parks & Recreation Millage	\$140,000	\$140,000	\$0	\$140,000	\$0
Riley Trails Improvements (2)	Parks & Recreation Millage	\$150,000	\$150,000	\$0	\$150,000	\$125,000
Mount Pisgah Dune Protection (2)	State Grant & Parks Millage	\$528,000	\$528,000	\$0	\$528,000	\$0
Riverside Park Improvements (2)	Parks & Recreation Millage	\$300,000	\$300,000	\$0	\$300,000	\$0
North Beach Phase II (2)	Parks & Recreation Millage	\$250,000	\$250,000	\$0	\$50,000	\$0
Grand Total		\$29,953,000	\$29,653,000	\$1,980,816	\$12,211,155	\$14,622,000

TIMATED ANNUAL OPERATION COSTS (includes debt repayment)							
PROPOSED METHOD OF FINANCING	EXPEN-DITURE TYPE	ACTUAL PRIOR YEAR 2005	ESTIMATED CURRENT YEAR 2006	BUDGET YEAR 2007	FUTURE YEARS		
					2008	2009	2010
Ottawa County (primary government)							
General Fund Various Funds	Maintenance	\$0	\$0	\$0	\$240,500	\$247,715	\$255,146
General Fund Various Funds	Maintenance Debt	\$0	\$0	\$0	\$780,000	\$803,400	\$827,502
General Fund Various Funds	Debt	\$0	\$0	\$207,000	\$750,000	\$750,000	\$750,000
Solid Waste Clean-up Fund	Maintenance	\$0	\$0	\$152,000	\$127,000	\$127,000	\$127,000
Property Tax Levy	Maintenance	\$0	\$0	\$500	\$300	\$100	\$100
Property Tax Levy/ Park Twp.	Maintenance	\$0	\$0	\$750	\$750	\$750	\$750
Property Tax Levy	Maintenance	\$0	\$0	\$2,000	\$5,000	\$5,000	\$6,000
Property Tax Levy	Maintenance	\$0	\$0	\$500	\$1,500	\$2,000	\$2,000
Property Tax Levy	Maintenance	\$0	\$0	\$500	\$1,000	\$1,500	\$1,500
Property Tax Levy	Maintenance	\$0	\$0	\$500	\$1,500	\$2,000	\$2,000
Grand Total		\$0	\$0	\$363,750	\$1,907,550	\$1,939,465	\$1,971,998

1. The County anticipates issuing \$10 million in bonds for this facility with the rest of the cost paid from the various County funds. No new personnel are projected to be added, but contractual labor and overall utility costs will be larger due to the larger sizes of the buildings.
2. No debt will be issued for this project. Estimated Annual Operation Costs are for maintenance including utilities, supplies, etc. No new personnel are projected to be added.

**COUNTY OF OTTAWA
PERMANENT FUND**

Cemetery Trust Fund (1500) - This fund was established under State statute to care for cemetery plots of individuals who have willed monies in trust to the County for perpetual care of their grave sites.

Resources

Personnel

No personnel has been allocated to this department.

Funding

	2003 Actual	2004 Actual	2005 Actual	2006 Current Year Estimated	2007 Adopted by Board
Revenues					
Intergovernmental Revenue					
Interest	\$58	\$52	\$122	\$266	\$260
Other Revenue					
Other Financing Sources					
Total Revenues	\$58	\$52	\$122	\$266	\$260

Expenditures

Supplies					
Other Services and Charges				\$597	
Total Expenditures				\$597	